

- Two Driver’s License Restoration Clinics have been held so far. The 1st was a trial run on June 21, 2022 in which five people were helped. The second was held July 21, 2022 in which 7 people were helped. The issues people face to reinstate their DL were as follows:

What are the primary reasons you don't have a drivers license? (Select all that apply)

Fines/Costs	4	27%
Reinstatement Fee	1	7%
DPS Assessment	3	20%
AOD Tx/Class	4	27%
Demerit Points	0	0%
Unsure/Don't know how	0	0%
Suspension Time	2	13%
Other	1	7%
	15	

- Future DL Restoration Clinics are scheduled as follows:

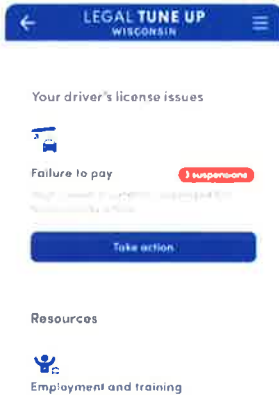
August 18 – Watertown -	Watertown Public Library, 100 South Water St., Watertown, WI
September TBD – Waterloo –	Karl Junginger Memorial Library, 625 North Monroe St, Waterloo, WI
October 11 - Jefferson -	Jefferson Public Library, 321 South Main St., Jefferson, WI
November 17- Palmyra –	Powers Memorial Library, 115 W. Main St., Palmyra, WI
December 15 – Lake Mills -	L.D. Fargo Public Library, 120 E. Madison Street, Lake Mills, WI

- An MOU with LIFT WISCONSIN was signed by Administrator Wehmeier on July 18, 2022 to continue the Pilot through the end of the year.
- The alcohol and drug treatment court Team is recommending the Alcohol Treatment Court transition to a 5 Phase program from it’s current 4 Phases. A draft Phase Chart is still being finalized and will be reviewed by the Team before submission to the CJCC. This will be ready for approval in September.
- The Treatment Court Team is also revising the Behavior Matrix with a focus on “Responsivity” and increasing the number and type of incentives used in the program.
- Judge Gruber is slated to take over the Alcohol and Drug Treatment Court rotation in January, 2023. He is scheduled for Judicial training on Treatment Courts in August and may attend the Coordinator’s Conference in October.
- \$2.5 Million is available in additional TAD Grant funding for the 2023 Grant Cycle. These additional dollars are available for Counties and Tribes to apply for in five areas:
 - Base Line (Current Programs and Funding)
 - Rising Costs for 2022 Grantees – Up to \$10,000
 - New Treatment Court/Diversion Programs
 - Enhancement of Existing Programs – Up to \$100,000
 - 1 – Year Evaluation Project – Up to \$50,000

Pre-Application is Due 8/19/2022, Final Application is due 11/1/2022

Do you need assistance restoring your suspended driver's license?

Free legal clinics are coming to Jefferson County every month to help you get your Wisconsin driver's license restored!




LIFT WI will use its Legal Tune Up Tool (www.legaltuneup.org) to review your DOT reinstatement record and guide you through the steps to reinstate your driver's license.

- Find out more information about your suspensions/revocations
- Find out how you can reinstate your license
- Volunteer attorneys will give you an action plan that you can use to reinstate your license
- Get help paying your reinstatement fee

Learn more about:

- OWI-related suspensions & revocations and their implications
- How to take care of fines & the payment options available
- Resources to help you with demerit points, SRS, & damage-judgment suspensions
- How to apply for an occupational driver's license



The next Driver's License Clinic is scheduled for:

August 18, 2022

3:00 PM- 6:00 PM

Watertown Public Library

100 South Water St, Watertown, WI 53094

Registration required! Sign up by emailing info@liftwisconsin.org or calling 608-305-4829



¿Necesitas ayuda para restaurar su licencia de conducir?

¡Clínicas legales gratuitas vienen al condado de Jefferson mensualmente para ayudarle a recuperar su licencia de conducir!



Sus problemas con la licencia de manejar



Falla de pago

2 suspensiones

¿Cómo puedo pagar mis multas? ¿Cómo puedo pagar mis multas?

Tomar acción

Recursos




Empleo y capacitación

LIFT WI utilizará su herramienta Legal Tune Up Tool (www.legaltuneup.org) para revisar su registro de restablecimiento del DOT y guiarlo a través de los pasos para restablecer su licencia de conducir.

- Obtenga más información sobre sus suspensiones/revocaciones
- Descubre cómo satisfacer sus requerimientos
- Los abogados voluntarios le darán un plan de acción que puede usar para restablecer su licencia
- Obtenga ayuda para pagar su tarifa de reinstalación

Aprenda más acerca de:

- Suspensiones y revocaciones relacionadas con OWIs y sus implicaciones
- Cómo pagar las multas y las opciones de pago disponibles
- Recursos para ayudarle con puntos de demérito, SRS y suspensiones por juicio de daños
- Cómo solicitar una licencia de conductor ocupacional



La próxima Clínica de Licencias de Conducir está programada para el:

18 de Agosto, 2022

3:00 PM- 6:00 PM

Watertown Public Library

100 South Water St, Watertown, WI 53094

Regístrate enviando un correo electrónico a info@liftwisconsin.org o llámé al 608-305-4829



**JEFFERSON COUNTY ALCOHOL TREATMENT COURT PROGRAM
WISCONSIN COMMUNITY SERVICES, INC.
June 2022-3rd & 4th offense**

Active Participants

	Month	YTD	PTD
<u>Staffing Review</u>			
Accepted	1	8	147
Denied	0	0	12
<u>Waitlist</u>	0	0	0
<u>Case Resolved</u>	0	0	3

Participants YTD: 27
Participants PTD: 144
Current caseload: 20
New Participants: 2 **YTD: 10**
Program Phase Levels:

	Month
Phase 1:	9
Phase 2:	0
Phase 3:	5
Phase 4:	6

	Month	YTD	PTD
<u>SCRAM CAM</u>			
Completions	1	16	225
Violations	0	2	29
Alcohol	0	2	8
Tamper	0	0	21

Other ATC Program Components

Discharges from Program:

	Month	YTD	PTD
Re-offended	0	0	1
Voluntary	0	0	9
Team Decision	1	4	12
Other	0	0	3

Incentives: **123** **558** **4964**

Sanctions: **31** **163** **1069**

Positive Tests:

PBT's	0	3	35
UA's	2	55	168
Dilutions	0	0	0
Refusals	5	21	28

Community Service: **4** **20** **40**

Alcohol Treatment Court Graduate Stats

	Month	YTD	PTD
Graduations	0	5	99
Jail Days Saved	0	989	30400
Self-help Groups	0	850	14774
PBTs	0	808	14501
Positives	0	3	13
Drug Tests	0	278	1713
Positives	0	4	20
Face to Face Contacts	0	180	3482
Court Sessions	0	106	1864
Average Length of Stay	0	436	405

Demographics

	Month	YTD	PTD
Ethnicity			
Caucasian	17	24	136
African American	1	1	2
Asian	0	0	0
Hispanic	2	2	6
Native American	0	0	0
Other	0	0	0
Gender			
Male	14	20	109
Female	6	7	35
Age			
18 – 25	0	0	4
26 – 32	2	3	24
33 – 40	9	12	40
41 – 50	4	7	47
51+	5	5	29
Veterans	6	7	19

Graduates & Discharge Demographics

Ethnicity	<u>Graduates</u>			<u>Discharges</u>		
	MO	YTD	PTD	MO	YTD	PTD
Caucasian	0	5	95	1	2	24
African American	0	0	1	0	0	0
Asian	0	0	0	0	0	0
Hispanic	0	0	3	0	0	1
Native American	0	0	0	0	0	0
Other	0	0	0	0	0	0
Gender						
Male	0	5	81	1	1	14
Female	0	0	18	0	1	11
Age						
18 – 25	0	0	2	0	0	2
26 – 32	0	0	18	1	1	4
33 – 40	0	2	24	0	1	7
41 – 50	0	3	36	0	0	7
51+	0	0	19	0	0	5

**JEFFERSON COUNTY DRUG TREATMENT COURT PROGRAM
WISCONSIN COMMUNITY SERVICES, INC.
June 2022 (TAD)**

YTD= Year to Date

PTD= Program to Date

Active Participants			
	Month	YTD	PTD
Referrals	2	22	192
ATR's	0	0	8
Eligible	2	8	75
DA Denied	0	4	23
Clt Denied	0	0	2
DOC Denied	0	2	7
Staffing Review			
Accepted	0	5	64
Denied	0	5	10
Waitlist	0	0	0
Case Resolved	0	0	0
Participants YTD:	13		
Participants PTD:	58		
Current caseload:	10		
New Participants:	0	YTD: 4	
Program Phase Levels:			
Month			
Phase 1:	3		
Phase 2:	2		
Phase 3:	2		
Phase 4:	1		
Phase 5:	2		
	Month	YTD	PTD
SCRAM/GPS			
Completions	1	6	26
Violations	0	4	17
Alcohol	0	4	12
Tamper	0	0	5

Other DTC Program Components			
Discharges from Program:			
	Month	YTD	PTD
Re-offended	0	0	1
Voluntary	0	0	7
Team Decision	0	2	13
Other	0	0	1
Incentives:	59	249	2609
Sanctions:	20	126	906
Positive Tests:			
PBT's	0	0	7
UA's	8	62	308
Dilutions	0	0	3
Refusals	4	18	25
Community Service:	3	9	36

Drug Treatment Court Graduate Stats			
	Month	YTD	PTD
Graduations	0	1	27
Self-help Groups	0	209	3532
PBTs	0	81	3668
Positives	0	0	3
Drug Tests	0	170	4042
Positives	0	7	67
Face to Face Contacts	0	34	821
Court Sessions	0	29	680
Average Length of Stay	0	523	469

Demographics			
	Month	YTD	PTD
Ethnicity			
Caucasian	10	13	55
African American	0	0	1
Asian	0	0	0
Hispanic	0	0	1
Native American	0	0	0
Other	0	0	1
Gender			
Male	6	8	31
Female	4	5	27
Age			
18 – 25	0	0	10
26 – 32	3	3	23
33 – 40	6	9	20
41 – 50	0	0	3
51+	1	1	2
Veterans	0	0	1

Graduates & Discharge Demographics						
Ethnicity	Graduates			Discharges		
	MO	YTD	PTD	MO	YTD	PTD
Caucasian	0	1	26	0	2	19
African American	0	0	1	0	0	0
Asian	0	0	0	0	0	0
Hispanic	0	0	0	0	0	1
Native American	0	0	0	0	0	0
Other	0	0	0	0	0	1
Gender						
Male	0	0	11	0	2	14
Female	0	1	16	0	0	7
Age						
18 – 25	0	0	3	0	0	7
26 – 32	0	0	13	0	1	8
33 – 40	0	1	9	0	1	4
41 – 50	0	0	1	0	0	2
51+	0	0	1	0	0	0

Agency	Total Participants Monitored	# of Compliant Participants	% of Compliant Participants	# of Participants with Confirmed Alerts	% of Non-Compliant Participants	# of Confirmed Alerts
Jefferson Pretrial (SCRAM)	114	84	73%	30	27%	80
Jefferson Pretrial (Remote Breath)	7	4	57%	3	43%	3
Jefferson Pretrial (GPS)	2	2	100%	0	0%	0
Jefferson ATC (SCRAM)	17	12	71%	5	29%	7
Jefferson ATC (Remote Breath)	6	4	67%	2	33%	2
Jefferson DTC (SCRAM)	2	1	50%	1	50%	4
Jefferson DTC (Remote Breath)	0	0	0%	0	0%	0
Totals:	148	107	76%	41	24%	96

Alerts	# of Confirmed Alerts
Confirmed Alcohol Consumptions	34
Confirmed Tamperers	58
Missed Tests (Remote Breath)	1
Positive Tests (Remote Breath)	3
Zone Violation (GPS)	0
Totals:	96

Participants Year to Date 2021	Pretrial	ATC	DTC
Injury by Intoxicated Use of Vehicle	1		
Homicide by Intoxicated			
OWI 7th, 8th, 9th			
OWI 5th or 6th	3		
OWI 4th	60	15	
OWI 3rd	30	5	
OWI 2nd	30		
Stalking			
Disorderly Conduct	3		1
Strangulation/Suffocation/DV	3		
Bail-Jumping			
Possession of Narcotic			
Battery	1		
Child Enticement			
Theft			
Vehicle Operator Flee	2		
Possess/Illegally Obtained Script			
Battery or Threat to Judge			
Assault	1		
Totals	134	20	1

*Some participants used both RB and SCRAM