

**AGENDA**  
**JEFFERSON COUNTY**  
**CRIMINAL JUSTICE COLLABORATING COUNCIL (CJCC)**

Jefferson County Courthouse – Room #202  
311 S. Center Avenue  
Jefferson, WI 53549

**Committee Members**

*Randy Koschnick*  
Circuit Court Judge

*Jim Schroeder*  
County Board Chair

*Susan Happ*  
District Attorney

*Paul Milbrath*  
County Sheriff

*Carla Robinson*  
Clerk of Courts

*John David*  
Mayor – City of Watertown

*Jeffrey De La Rosa*  
Public Defender's Office

*Brian Dykstra*  
Department of Corrections

*Ben Wehmeier*  
County Administrator

*Kathi Cauley*  
Human Services Director

*J. Blair Ward*  
Corporation Counsel

*Lynn Forseth*  
Literacy Council Executive Director

*Dale Lutz*  
Captain - Jefferson Police Dept.

*Barbara LeDuc*  
President/CEO-Opportunities, Inc.

*Michael Wallace*  
President/CEO-Fort Healthcare

**Wednesday, March 22<sup>nd</sup>, 2017 at 12:00 noon**

1. Call to order.
2. Roll call.
3. Certification of compliance with the open meetings law.
4. Review and approve minutes from February 22, 2017 meeting.
5. Public comment. (Members of the public who wish to address the committee on specific agenda items must register their request at this time)
6. New Business
  - a) Discussion and possible action related to 2017 DOJ grant application to include review of diversion programs and treatment court options
  - b) Stepping Up Initiative (Cauley-subcommittee)
7. Routine Reports
  - a) Update on monthly jail data
  - b) Update on JCATC outcomes (Kristi Gusse)
  - c) Update on SCRAM and Remote Breath
8. Updates on coordination with Recidivism Council and other agencies.
9. Discussion on heroin/opiates/meth.
10. General discussion for long term objectives of the CJCC.
  - Out Brief from Treatment Courts Standards Training
  - Discussion and possible action on Treatment Courts Standard Training Action Plans (Holler-subcommittee)
  - Discussion and possible action on data gathering on local criminal re-offenders, including criminogenic needs, possibly from jail and/or Probation & Parole
11. Agency updates.
12. Future meeting dates:

April 26, 2017	12:00 noon
May 24, 2017	12:00 noon
13. Future agenda items.
14. Adjourn.

A quorum of any Jefferson County Committee, Board, Commission or other body, including the Jefferson County Board of Supervisors, may be present at this meeting.

**Individuals requiring special accommodations for attendance at the meeting should contact the County Administrator 24 hours prior to the meeting at 920-674-7101 so appropriate arrangements can be made.**

## MINUTES

# Criminal Justice Collaborating Council

February 22, 2017

1. **Call to Order**

Meeting was called to order by Judge Randy Koschnick at 12:00 p.m.

2. **Roll Call**

Members present: Randy Koschnick, Circuit Court Judge; John David, Mayor – City of Watertown; Carla Robinson, Clerk of Courts; Kathi Cauley, Human Services Director; Jim Schroeder, County Board Chair; Susan Happ, District Attorney; J. Blair Ward, Corporation Counsel; Brian Dykstra, Department of Corrections; Ben Wehmeier, County Administrator; Dale Lutz, Captain – Jefferson Police Department; Michael Wallace, President/CEO-Fort Healthcare; Lynn Forseth, Literacy Council Executive Director; Sheriff Paul Milbrath and Jeffrey De la Rosa, Public Defender's Office.

Excused: Barb LeDuc, Opportunities, Inc.

Others present: Mary Wittwer, WCS; Kristy Gusse, WCS; Yelena Zarwell and Captain Duane Scott.

3. **Certification of compliance with Open Meetings Law Requirements**

Staff certified compliance with the open meetings law.

4. **Review and approve minutes from January 25, 2017 meeting**

Motion by Schroeder; Second by Milbrath to approve the minutes from January 25, 2017. (Ayes-All) Motion Carried.

5. **Public Comment**

None

6. **New Business**

a. Discussion and possible action related to 2017 DOJ grant application to include review of diversion programs and treatment court options

An offer has been made to Craig Holler to fill the CJCC Coordinator position. He will be at the next meeting. No action taken.

Information on the Waukesha County Drug Treatment Court Program and Flow Chart: Referral to Discharge and Waukesha County Drug Court Phase Chart was distributed for review. Gusse discussed the information. Wehmeier asked the group if this process is acceptable. The pros and cons were discussed. One model may not fit all needs. Other models were discussed. A subcommittee will be formed to research other models. Holler will take the lead on coordinating this subcommittee. No action taken.

b. Stepping Up Initiative (Cauley)

Cauley talked with other counties and the objective of the "Stepping Up Initiative" is to decrease the number of people in jail with mental illness. She said that it might be helpful to form a subcommittee to serve as the "Stepping Up" Committee. This group would look at the situation that we have now and find ways to make improvements. Captain Scott will take the lead on coordinating this subcommittee. No action taken.

7. **Routine Reports**

a. Update on monthly jail data

Jail data was provided for the committee to review. No action taken.

b. Update on JCATC outcomes (Kristi Gusse)

A report was provided for the committee to review. Gusse reviewed the data. No action taken.

- Incentives to increase number of participants (De La Rosa)  
De la Rosa took a look at surrounding counties to compare their drug and alcohol court requirements. He said Jefferson County has very similar requirements. He felt that there could be a discussion on modifying the 4<sup>th</sup> and 5<sup>th</sup> offenses. WCS is currently putting together a video testimonial to use as a tool for people considering the program. Gusse also discussed some other motivators that Waukesha County uses. No action taken.
  - c. Update on SCRAM and Remote Breath  
Compliance summary reports on SCRAM and Remote Breath were provided for the Council to review. Gusse reviewed the information. No action taken.
8. **Updates on coordination with Recidivism Council and other agencies**  
Forseth said that the Recidivism Council did not meet this month. She met with a representative from the Workforce Development Board to talk about a 7 week program that could be used in the jail and community. Forseth will look into this further. No action taken.
  9. **Discussion on heroin/opiates/meth**  
Wallace said that the physicians group is realizing what a challenge this issue is. They are still in the inventory stage and gathering information. He offered an open invitation to anyone who has any thoughts on how the medical community can move forward to deal with this problem. No action taken.
  10. **General discussion for long term objectives of the CJCC**
    - a. **Out Brief from Treatment Courts Standards Training**
    - b. **Discussion and possible action on Treatment Courts Standard Training Action Plans**
    - c. **Discussion and possible action on data gathering on local criminal re-offenders, including criminogenic needs, possibly from jail and/or Probation & Parole**  
Wehmeier said that they are currently dealing with the drug court. He and Gusse met with UW Whitewater staff. They have a lot of interest in the drug court and will be providing us with data. No action taken.
  11. **Agency Updates**  
No action taken.
  12. **Future meeting dates:**  
March 22, 2017  
April 26, 2017
  13. **Tentative Future Agenda Items and Meeting Dates**
    - Approval of February 22, 2017 CJCC meeting minutes
  14. **Adjourn**  
The Council adjourned at 12:58 p.m.

**JEFFERSON COUNTY ALCOHOL TREATMENT COURT PROGRAM  
WISCONSIN COMMUNITY SERVICES, INC.  
February 2017-3<sup>rd</sup>, 4<sup>th</sup>, 5<sup>th</sup> + offense**

**Active Participants**

	Month	YTD	PTD
<b><u>Staffing Review</u></b>			
Accepted	6	9	59
Denied	1	1	4
<b><u>Waitlist</u></b>			
Case Resolved	0	0	1
<b>Participants YTD: 17</b>			
<b>Participants PTD: 41</b>			
<b>Current caseload: 13</b>			
<b>New Participants: 0</b>			
<b><u>Program Phase Levels:</u></b>			
	Month		
Phase 1:	1		
Phase 2:	6		
Phase 3:	6		
Phase 4:	0		
	Month	YTD	PTD
<b><u>SCRAM CAM</u></b>			
Completions	0	0	56
Violations	0	0	5
Alcohol	0	0	0
Tamper	0	0	5

**Other ATC Program Components**

	Month	YTD	PTD
<b><u>Discharges from Program:</u></b>			
Re-offended	1	1	1
Voluntary	0	0	2
Team Decision	0	0	2
Other	0	0	2
<b><u>Incentives:</u></b>	9	24	342
<b><u>Sanctions:</u></b>	7	15	88
<b><u>Positive Tests:</u></b>			
PBT's	1	2	6
UA's	0	0	4
Dilutions	0	0	0
Refusals	0	0	0
<b><u>Community Service:</u></b>	0	0	1
<b><u>Program Donations:</u></b>	0	0	0

**Demographics**

	Month	YTD	PTD
<b>Ethnicity</b>			
Caucasian	13	16	39
African American	0	0	0
Asian	0	0	0
Hispanic	0	1	2
Native American	0	0	0
Other	0	0	0
<b>Gender</b>			
Male	10	13	31
Female	3	4	10
<b>Age</b>			
18 - 25	1	1	1
26 - 32	3	4	8
33 - 40	2	2	8
41 - 50	5	7	16
51+	2	3	8
Veterans	2	2	6

**Alcohol Treatment Court Graduate Stats**

	Month	YTD	PTD
<b>Graduations</b>	3	3	21
<b>Jail Days Saved</b>	1058	1058	6345
<b>Self-help Groups</b>	528	528	3019
<b>PBTs</b>	450	450	3178
Positives	0	0	0
<b>Drug Tests</b>	39	39	311
Positives	0	0	0
<b>Face to Face Contacts</b>	94	94	659
<b>Court Sessions</b>	54	54	385
<b>Average Length of Stay</b>	378	378	393

**Post Discharge Recidivism**

	Month	YTD	PTD
<b>Graduates</b>			
Alcohol	0	0	0
Drugs	0	0	1
<b>Discharge</b>			
Alcohol	0	0	0
Drugs	0	0	1

**Graduates & Discharge Demographics**

	<u>Graduates</u>			<u>Discharges</u>		
	MO	YTD	PTD	MO	YTD	PTD
<b>Ethnicity</b>						
Caucasian	2	2	20	1	1	6
African American	0	0	0	0	0	0
Asian	0	0	0	0	0	0
Hispanic	1	1	1	0	0	1
Native American	0	0	0	0	0	0
Other	0	0	0	0	0	0
<b>Gender</b>						
Male	2	2	17	1	1	4
Female	1	1	4	0	0	3
<b>Age</b>						
18 - 25	0	0	0	0	0	0
26 - 32	1	1	3	0	0	2
33 - 40	0	0	6	0	0	0
41 - 50	1	1	7	1	1	4
51+	1	1	5	0	0	1

**JEFFERSON COUNTY ALCOHOL TREATMENT COURT PROGRAM  
WISCONSIN COMMUNITY SERVICES, INC.  
February 2017-3<sup>rd</sup> offense**

<u>Active Participants</u>			
	Month	YTD	PTD
<u>Staffing Review</u>			
Accepted	0	1	25
Denied	0	0	2
<u>Waitlist</u>	0	0	0
<u>Case Resolved</u>	0	0	1
<u>Participants YTD: 5</u>			
<u>Participants PTD: 19</u>			
<u>Current caseload: 3</u>			
<u>New Participants: 0</u>			
<u>Program Phase Levels:</u>			
	Month		
Phase 1:	0		
Phase 2:	1		
Phase 3:	2		
Phase 4:	0		
	Month	YTD	PTD
<u>SCRAM</u>			
Completions	0	0	34
Violations	0	0	1
Alcohol	0	0	0
Tamper	0	0	1

<u>Demographics</u>			
Ethnicity	Month	YTD	PTD
Caucasian	3	5	18
African American	0	0	0
Asian	0	0	0
Hispanic	0	0	1
Native American	0	0	0
Other	0	0	0
<u>Gender</u>			
Male	1	3	13
Female	2	2	6
<u>Age</u>			
18 – 25	0	0	0
26 – 32	1	2	6
33 – 40	0	0	2
41 – 50	1	2	9
51+	1	1	2
Veterans	0	0	1

<u>Post Discharge Recidivism</u>			
	Month	YTD	PTD
<u>Graduates</u>			
Alcohol	0	0	0
Drugs	0	0	0
<u>Discharge</u>			
Alcohol	0	0	0
Drugs	0	0	1

<u>Other ATC Program Components</u>			
<u>Discharges from Program:</u>			
	Month	YTD	PTD
Re-offended	1	1	1
Voluntary	0	0	2
Team Decision	0	0	2
Other	0	0	1
<u>Incentives:</u>	2	6	135
<u>Sanctions:</u>	1	4	43
<u>Positive Tests:</u>			
PBT's	0	0	4
UA's	0	0	4
Dilutions	0	0	0
Refusals	0	0	0
<u>Community Service:</u>	0	0	1
<u>Program Donations:</u>	0	0	0

<u>Alcohol Treatment Court Graduate Stats</u>			
	Month	YTD	PTD
<u>Graduations</u>	1	1	10
Jail Days Saved	188	188	1760
Self-help Groups	130	130	1289
PBTs	155	155	1534
Positives	0	0	0
Drug Tests	11	11	144
Positives	0	0	0
Face to Face Contacts	32	32	302
Court Sessions	17	17	177
Average Length of Stay	378 days	378 days	407 days

<u>Graduates &amp; Discharge Demographics</u>						
Ethnicity	<u>Graduates</u>			<u>Discharges</u>		
	MO	YTD	PTD	MO	YTD	PTD
Caucasian	1	1	10	1	1	5
African American	0	0	0	0	0	0
Asian	0	0	0	0	0	0
Hispanic	0	0	0	0	0	1
Native American	0	0	0	0	0	0
Other	0	0	0	0	0	0
<u>Gender</u>						
Male	1	1	8	1	1	4
Female	0	0	2	0	0	2
<u>Age</u>						
18 – 25	0	0	0	0	0	0
26 – 32	1	1	3	0	0	2
33 – 40	0	0	2	0	0	0
41 – 50	0	0	5	1	1	3
51+	0	0	0	0	0	1

**JEFFERSON COUNTY ALCOHOL TREATMENT COURT PROGRAM  
WISCONSIN COMMUNITY SERVICES, INC.  
February 2017-4<sup>th</sup> offense**

<b><u>Active Participants</u></b>			
	Month	YTD	PTD
<b><u>Staffing Review</u></b>			
Accepted	3	4	16
Denied	1	1	2
Waitlist	0	0	0
Case Resolved	0	0	0
Participants YTD: 7			
Participants PTD: 13			
Current caseload: 6			
New Participants: 0			
<b><u>Program Phase Levels:</u></b>			
	Month		
Phase 1:	1		
Phase 2:	3		
Phase 3:	2		
Phase 4:	0		
	Month	YTD	PTD
<b><u>SCRAM CAM</u></b>			
Completions	0	0	12
Violations	0	0	3
Alcohol	0	0	0
Tamper	0	0	3

<b><u>Demographics</u></b>			
	Month	YTD	PTD
<b>Ethnicity</b>			
Caucasian	6	6	12
African American	0	0	0
Asian	0	0	0
Hispanic	0	1	1
Native American	0	0	0
Other	0	0	0
<b>Gender</b>			
Male	6	7	11
Female	0	0	2
<b>Age</b>			
18 – 25	1	1	1
26 – 32	2	2	2
33 – 40	2	2	5
41 – 50	1	1	2
51+	0	1	3
Veterans	1	1	1

<b><u>Post Discharge Recidivism</u></b>			
	Month	YTD	PTD
<b>Graduates</b>			
Alcohol	0	0	0
Drugs	0	0	0
<b>Discharge</b>			
Alcohol	0	0	0
Drugs	0	0	0

<b><u>Other ATC Program Components</u></b>			
<b><u>Discharges from Program:</u></b>			
	Month	YTD	PTD
Re-offended	0	0	0
Voluntary	0	0	0
Team Decision	0	0	0
Other	0	0	1
<b><u>Incentives:</u></b>	4	9	112
<b><u>Sanctions:</u></b>	5	10	32
<b><u>Positive Tests:</u></b>			
PBT's	1	2	2
UA's	0	0	0
Dilutions	0	0	0
Refusals	0	0	0
<b><u>Community Service:</u></b>	0	0	0
<b><u>Program Donations:</u></b>	0	0	0

<b><u>Alcohol Treatment Court Graduate Stats</u></b>			
	Month	YTD	PTD
Graduations	1	1	6
Jail Days Saved	450	450	1776
Self-help Groups	210	210	910
PBTs	148	148	944
Positives	0	0	0
Drug Tests	11	11	109
Positives	0	0	0
Face to Face Contacts	32	32	190
Court Sessions	19	19	113
Average Length of Stay	391	391	380

<b><u>Graduates &amp; Discharge Demographics</u></b>						
Ethnicity	<u>Graduates</u>			<u>Discharges</u>		
	MO	YTD	PTD	MO	YTD	PTD
Caucasian	0	0	5	0	0	1
African American	0	0	0	0	0	0
Asian	0	0	0	0	0	0
Hispanic	1	1	1	0	0	0
Native American	0	0	0	0	0	0
Other	0	0	0	0	0	0
<b>Gender</b>						
Male	1	1	5	0	0	0
Female	0	0	1	0	0	1
<b>Age</b>						
18 – 25	0	0	0	0	0	0
26 – 32	0	0	0	0	0	0
33 – 40	0	0	3	0	0	0
41 – 50	0	0	0	0	0	1
51+	1	1	3	0	0	0

**JEFFERSON COUNTY ALCOHOL TREATMENT COURT PROGRAM  
WISCONSIN COMMUNITY SERVICES, INC.  
February 2017-5<sup>th</sup> + offense**

<b><u>Active Participants</u></b>			
	Month	YTD	PTD
<b><u>Staffing Review</u></b>			
Accepted	3	4	18
Denied	0	0	0
<b><u>Waitlist</u></b>			
Case Resolved	0	0	0
<b><u>Participants YTD: 5</u></b>			
<b><u>Participants PTD: 9</u></b>			
<b><u>Current caseload: 4</u></b>			
<b><u>New Participants: 0</u></b>			
<b><u>Program Phase Levels:</u></b>			
	Month		
Phase 1:	0		
Phase 2:	2		
Phase 3:	2		
Phase 4:	0		
	Month	YTD	PTD
<b><u>SCRAM CAM</u></b>			
Completions	0	0	9
Violations	0	0	1
Alcohol	0	0	0
Tamper	0	0	1

<b><u>Other ATC Program Components</u></b>			
<b><u>Discharges from Program:</u></b>			
	Month	YTD	PTD
Re-offended	0	0	0
Voluntary	0	0	0
Team Decision	0	0	0
Other	0	0	0
<b><u>Incentives:</u></b>	3	9	80
<b><u>Sanctions:</u></b>	1	1	13
<b><u>Positive Tests:</u></b>			
PBT's	0	0	0
UA's	0	0	0
Dilutions	0	0	0
Refusals	0	0	0
<b><u>Community Service:</u></b>	0	0	0
<b><u>Program Donations:</u></b>	0	0	0

<b><u>Demographics</u></b>			
	Month	YTD	PTD
<b><u>Ethnicity</u></b>			
Caucasian	4	5	9
African American	0	0	0
Asian	0	0	0
Hispanic	0	0	0
Native American	0	0	0
Other	0	0	0
<b><u>Gender</u></b>			
Male	3	3	7
Female	1	2	2
<b><u>Age</u></b>			
18 - 25	0	0	0
26 - 32	0	0	0
33 - 40	0	0	1
41 - 50	3	4	5
51+	1	1	3
Veterans	1	1	3

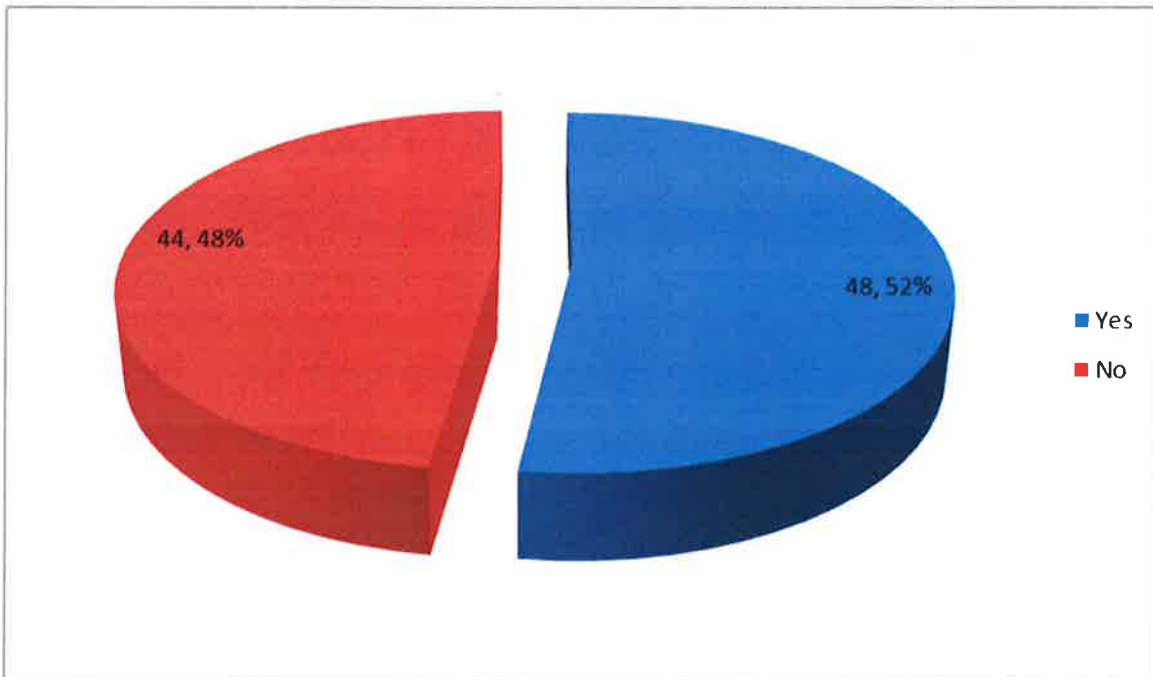
<b><u>Alcohol Treatment Court Graduate Stats</u></b>			
	Month	YTD	PTD
Graduations	1	1	5
Jail Days Saved	420	420	2809
Self-help Groups	188	188	820
PBTs	147	147	721
Positives	0	0	0
Drug Tests	17	17	58
Positives	0	0	0
Face to Face Contacts	30	30	167
Court Sessions	18	18	95
Average Length of Stay	365	365	380

<b><u>Post Discharge Recidivism</u></b>			
	Month	YTD	PTD
<b><u>Graduates</u></b>			
Alcohol	0	0	0
Drugs	0	0	1
<b><u>Discharge</u></b>			
Alcohol	0	0	0
Drugs	0	0	0

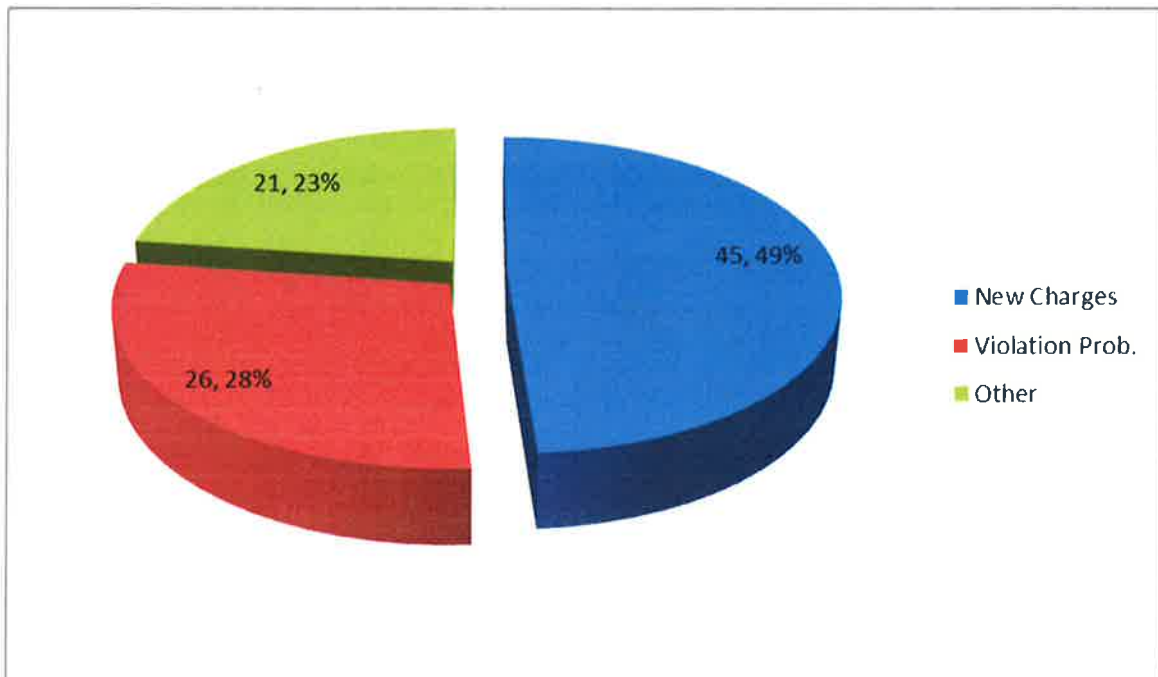
<b><u>Graduates &amp; Discharge Demographics</u></b>						
Ethnicity	<u>Graduates</u>			<u>Discharges</u>		
	MO	YTD	PTD	MO	YTD	PTD
Caucasian	1	1	5	0	0	0
African American	0	0	0	0	0	0
Asian	0	0	0	0	0	0
Hispanic	0	0	0	0	0	0
Native American	0	0	0	0	0	0
Other	0	0	0	0	0	0
<b><u>Gender</u></b>						
Male	0	0	4	0	0	0
Female	1	1	1	0	0	0
<b><u>Age</u></b>						
18 - 25	0	0	0	0	0	0
26 - 32	0	0	0	0	0	0
33 - 40	0	0	1	0	0	0
41 - 50	1	1	2	0	0	0
51+	0	0	2	0	0	0

# RE- INCARCERATION February 2017

---

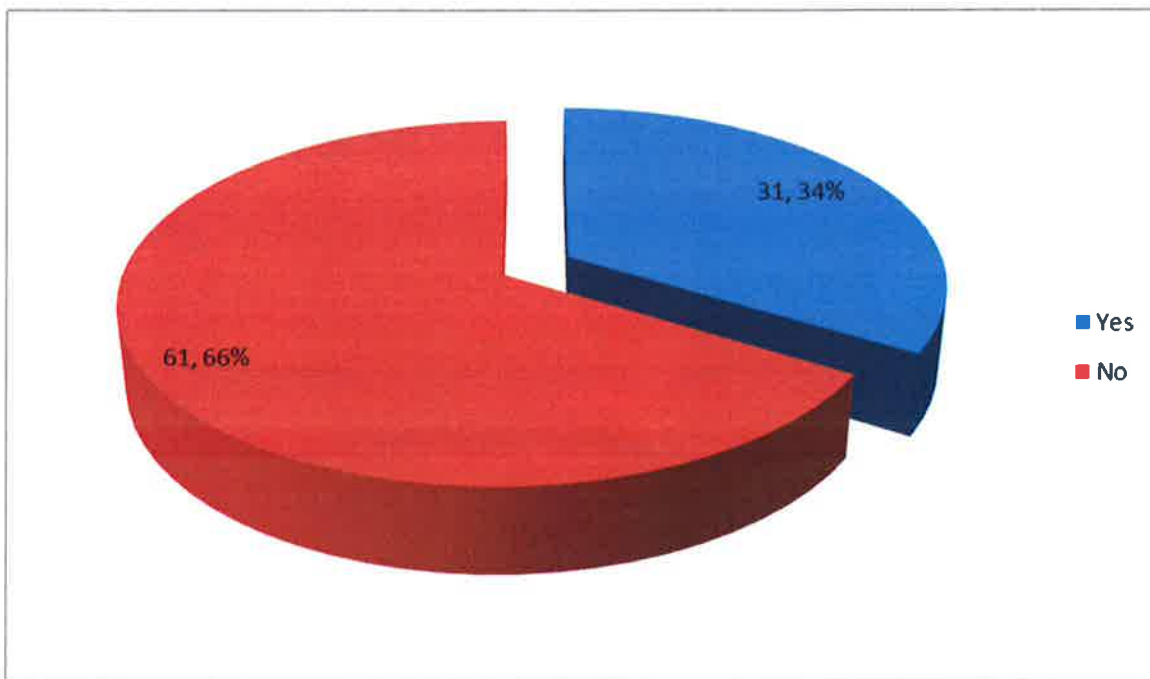


## BEEN INCARCERATED WITHIN LAST 3 YEARS

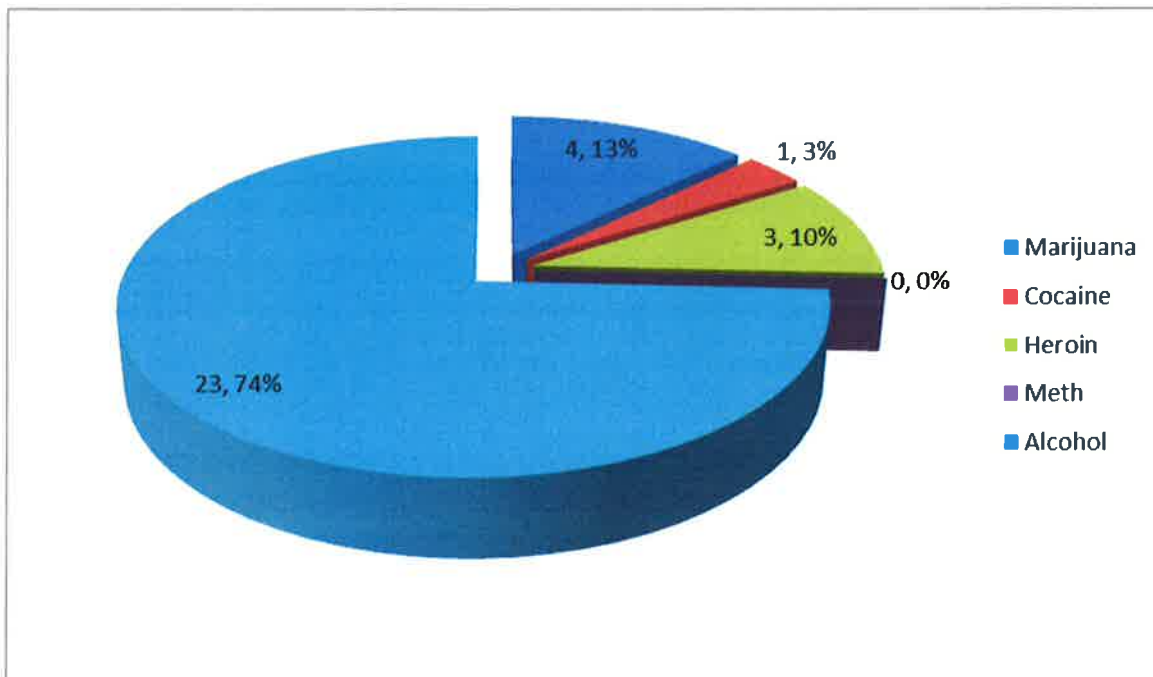


## REASON FOR INCARCERATION





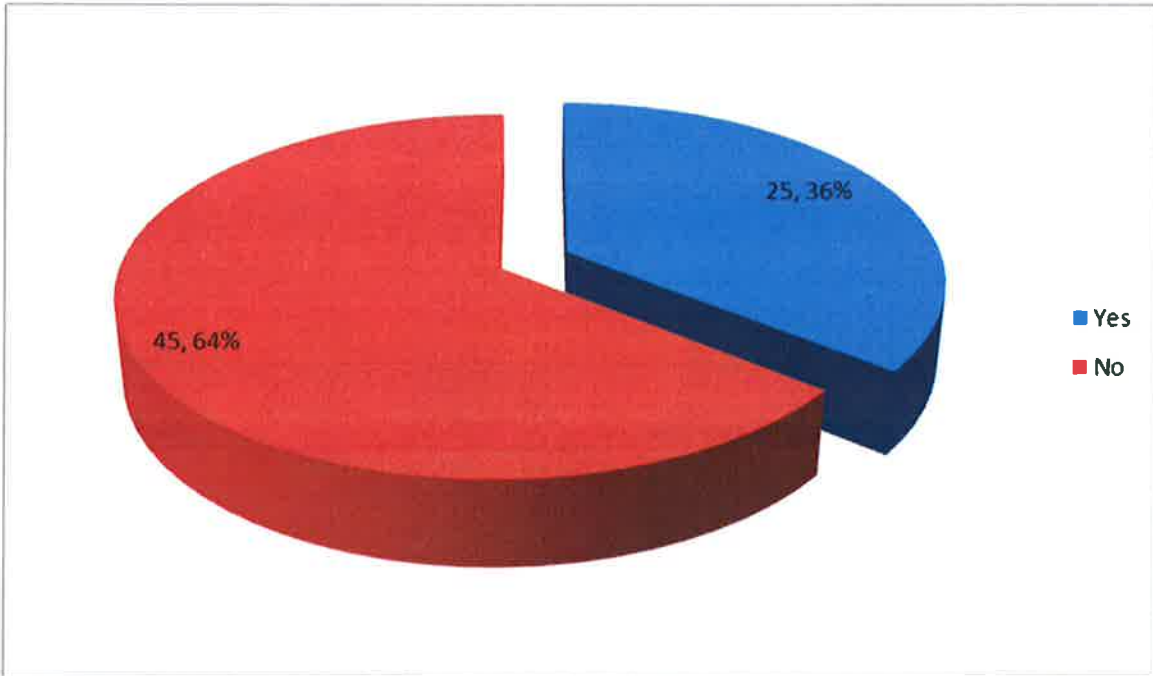
**DRUGS OR ALCOHOL RELATED**



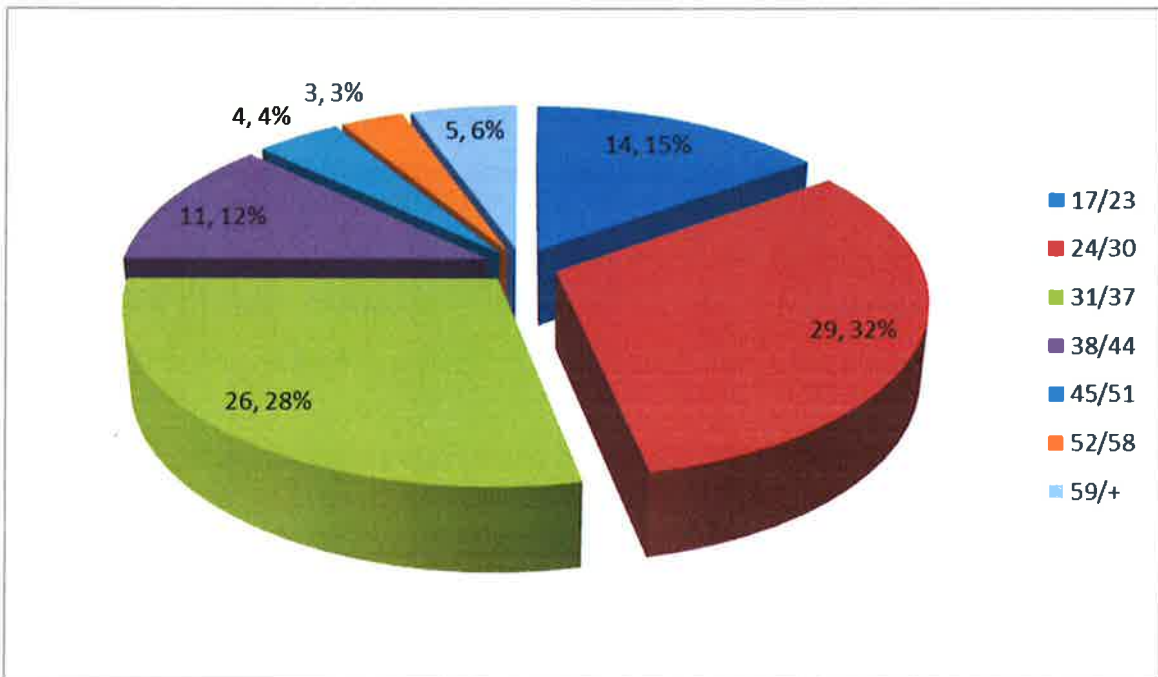
**TYPE OF SUBSTANCE USED**

# RE- INCARCERATION February 2017

---



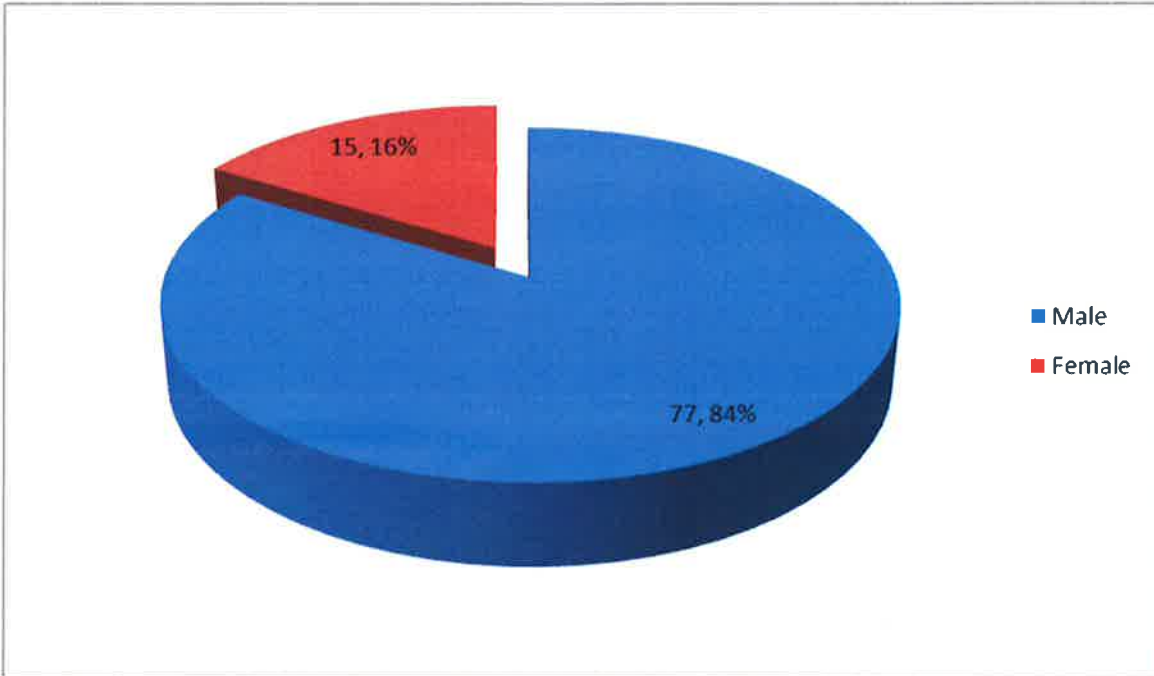
## UNDER INFLUENCE AT BOOKING



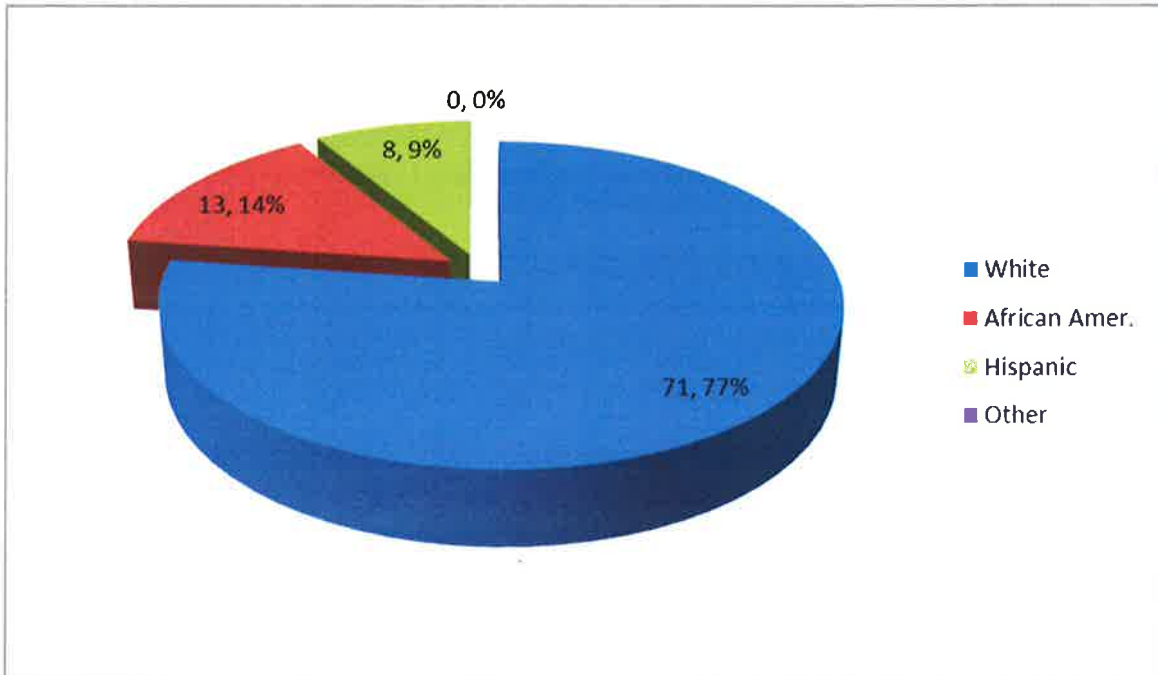
## AGE PROFILE

# RE- INCARCERATION February 2017

---



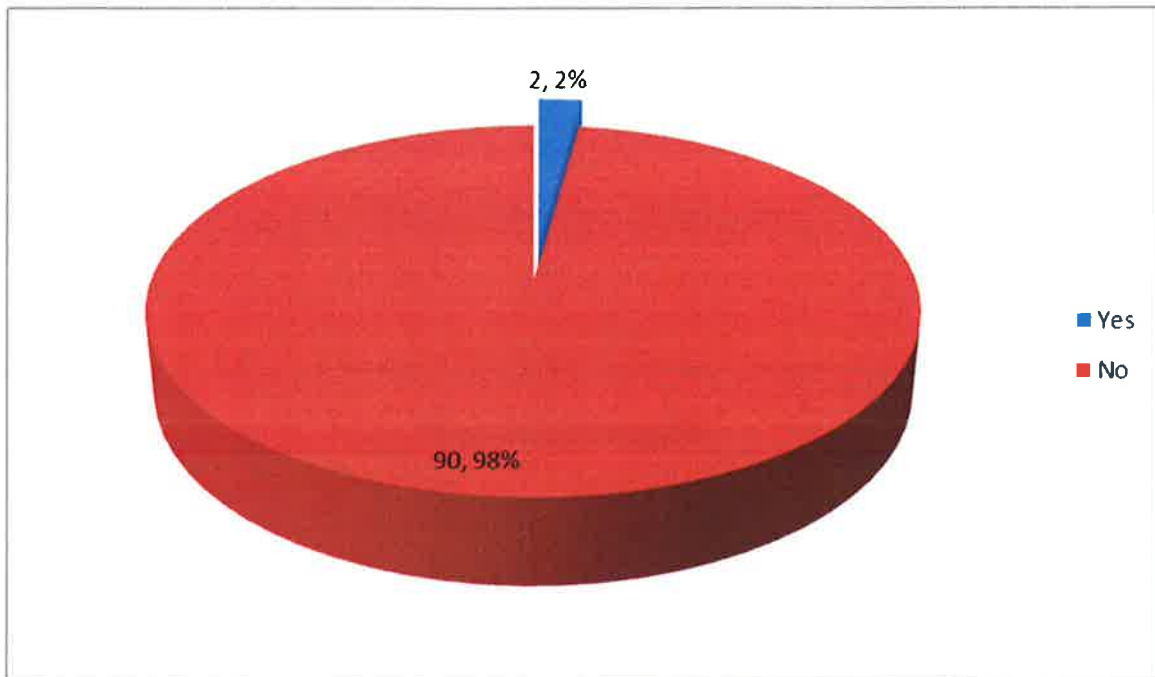
**GENDER PROFILE**



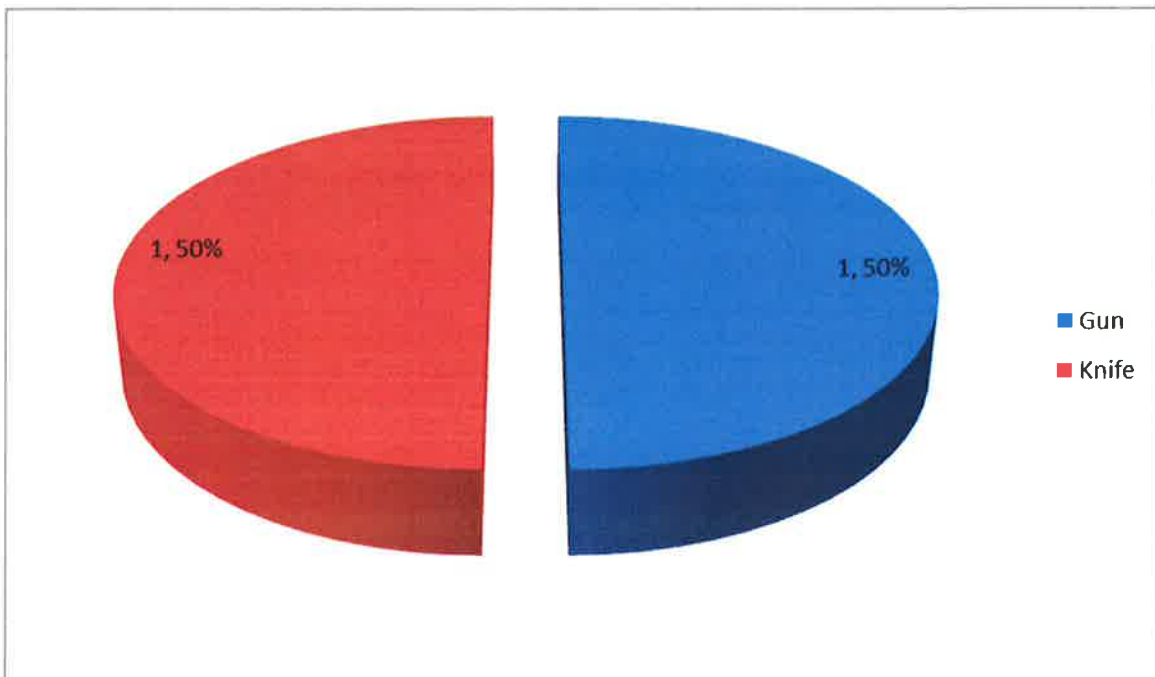
**ETHNIC PROFILE**

# RE- INCARCERATION February 2017

---



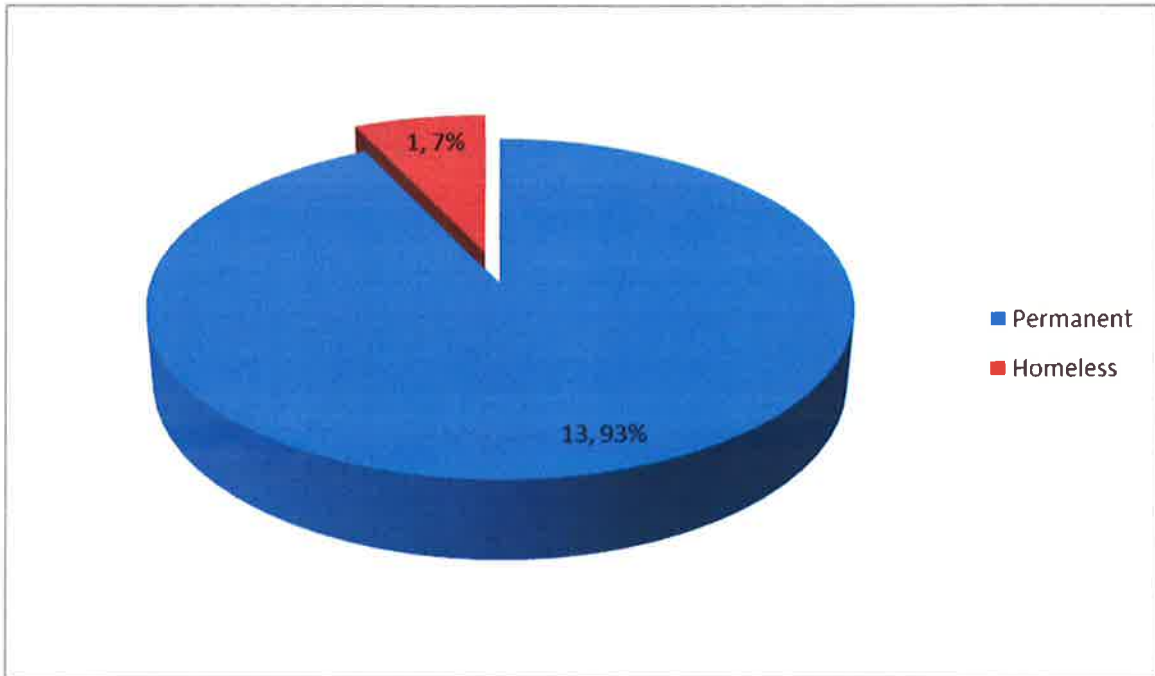
## WEAPONS USED



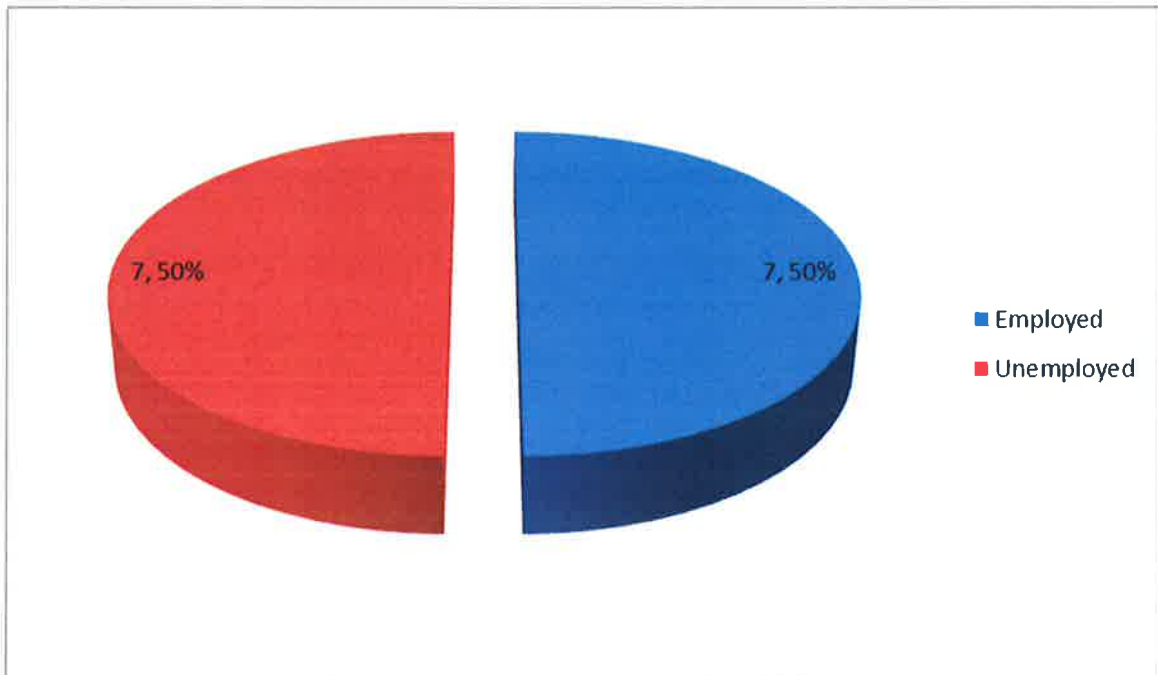
## TYPE OF WEAPON

# RE- INCARCERATION February 2017

---



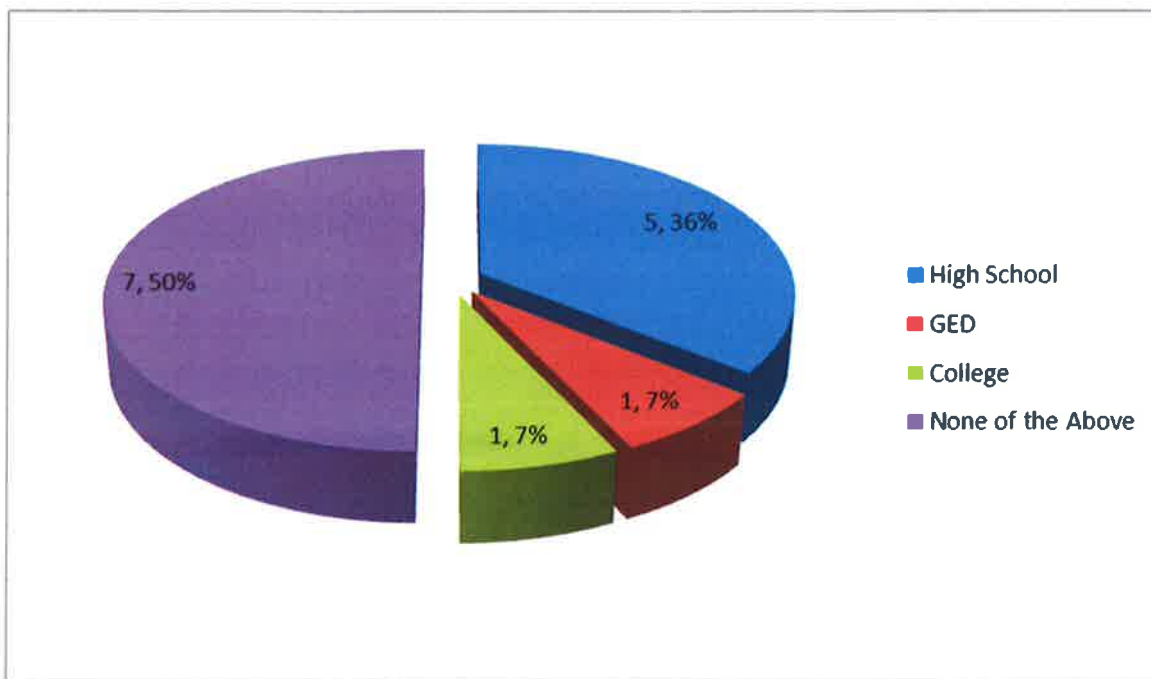
## HOUSING



## EMPLOYMENT STATUS

# RE- INCARCERATION February 2017

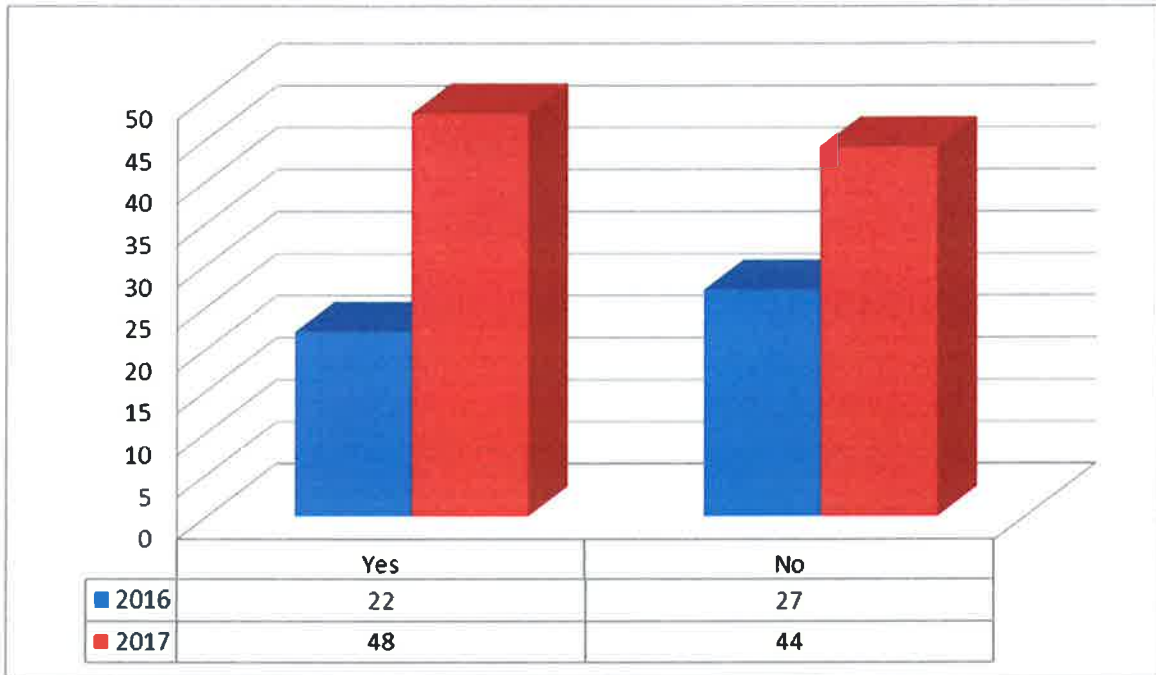
---



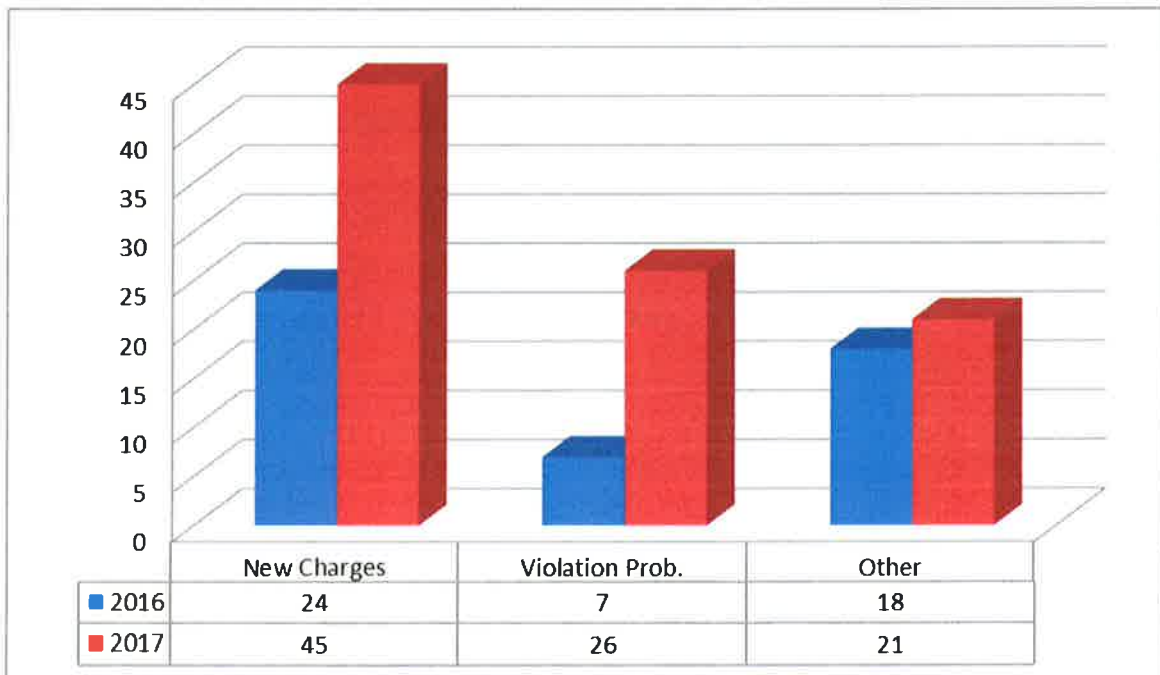
**EDUCATION LEVEL**

# YEARLY COMPARISONS

February



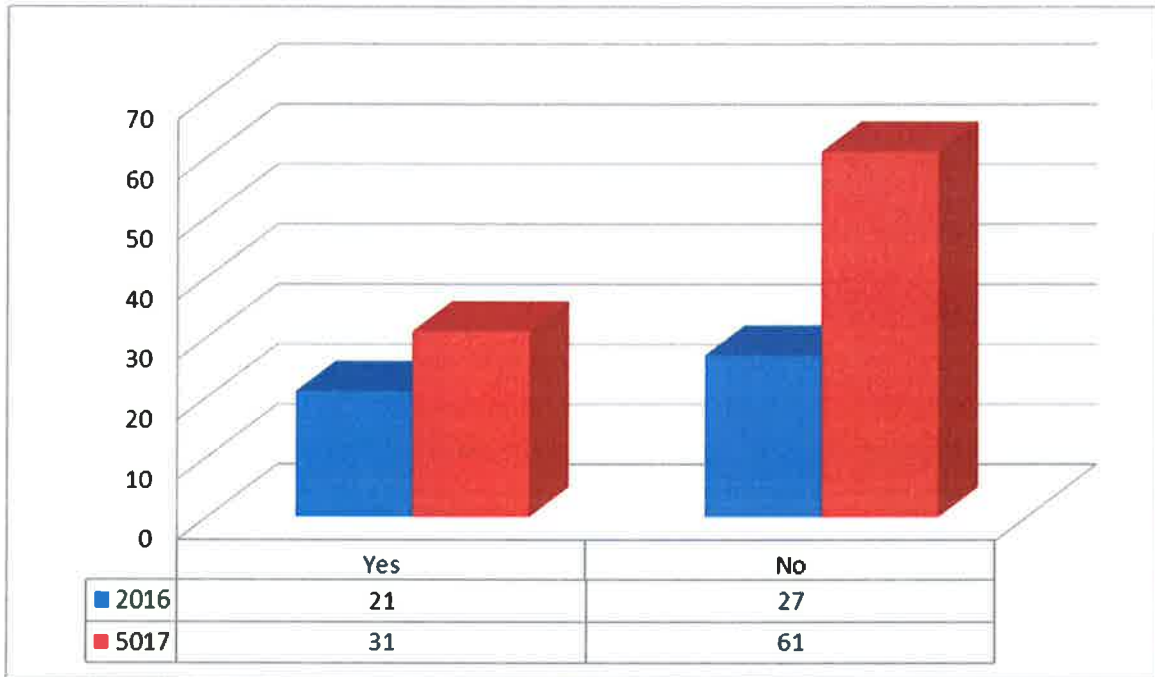
## ***INCARCERATED WITHIN LAST 3 YEARS***



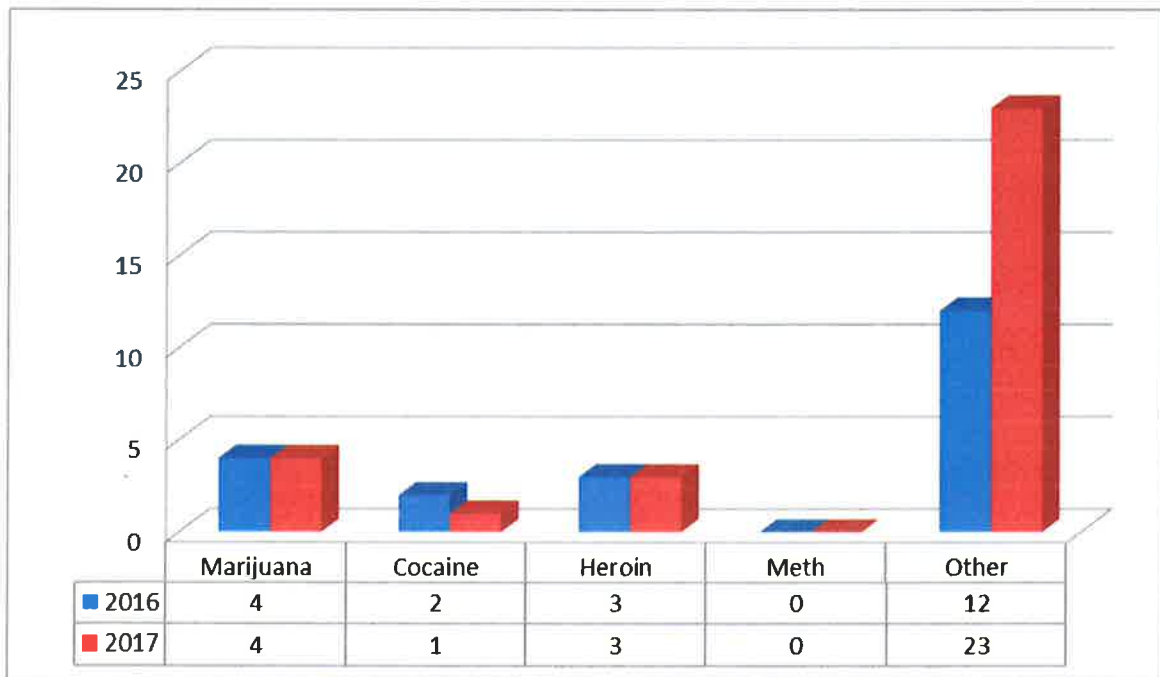
## ***REASON FOR RETURN***

# YEARLY COMPARISONS

February



## DRUGS USED

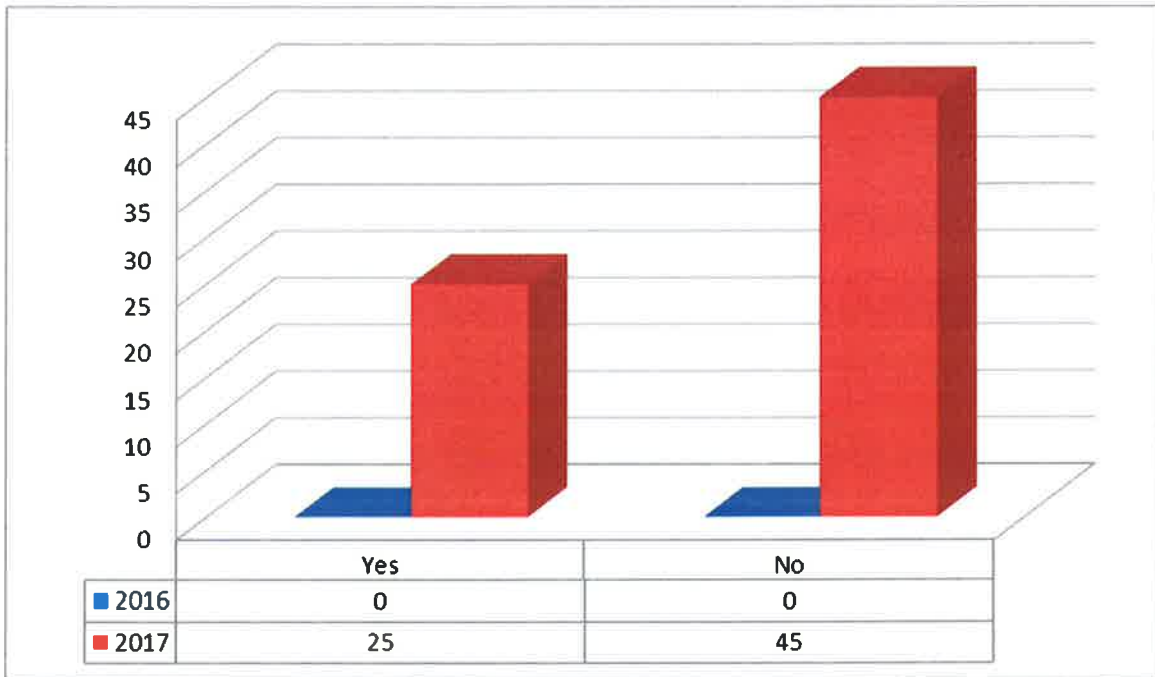


## DRUG TYPE

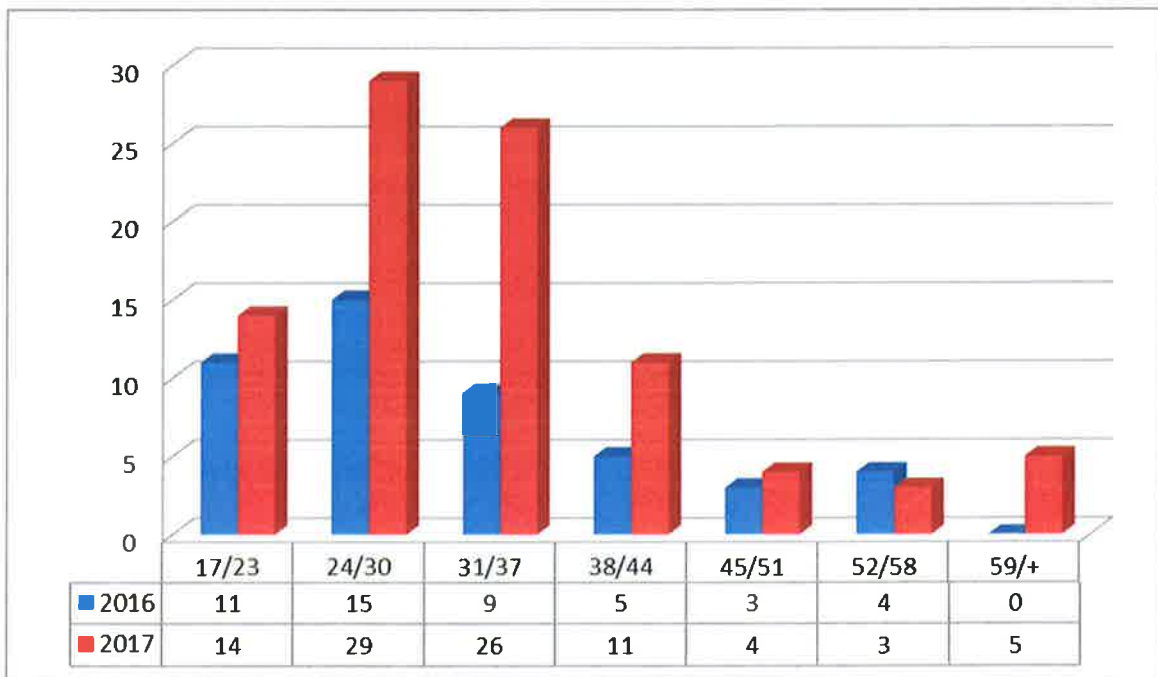


# YEARLY COMPARISONS

February



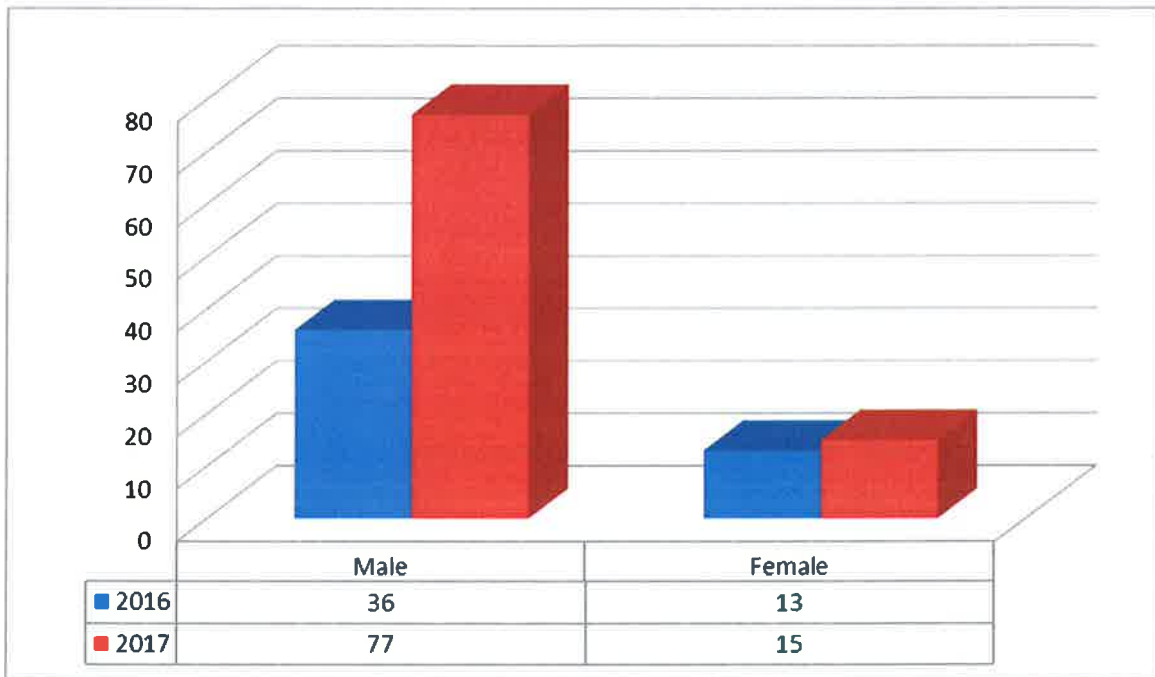
## UNDER INFLUENCE AT BOOKING



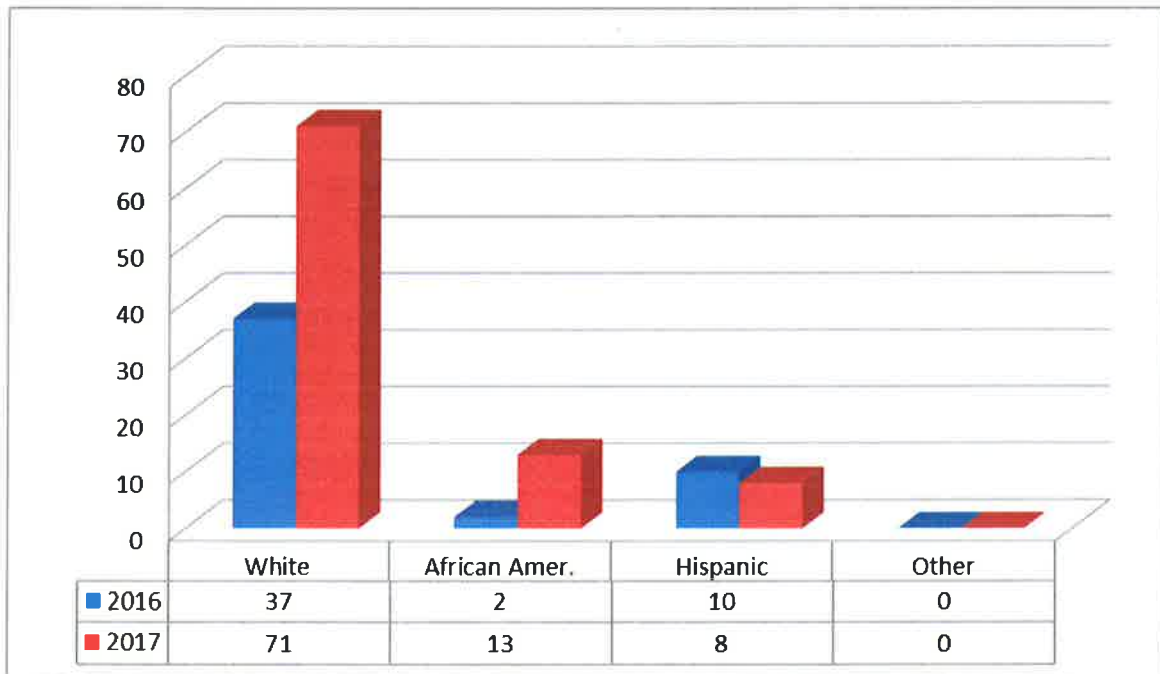
## AGE PROFILE

# YEARLY COMPARISONS

February



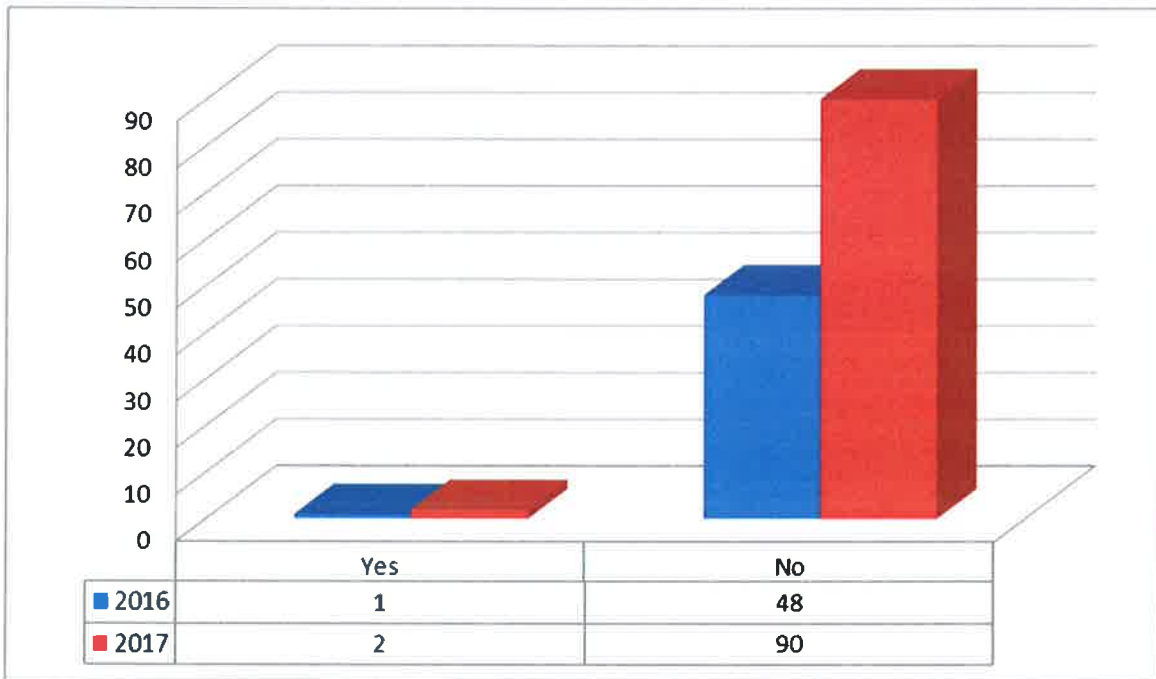
## ***GENDER PROFILE***



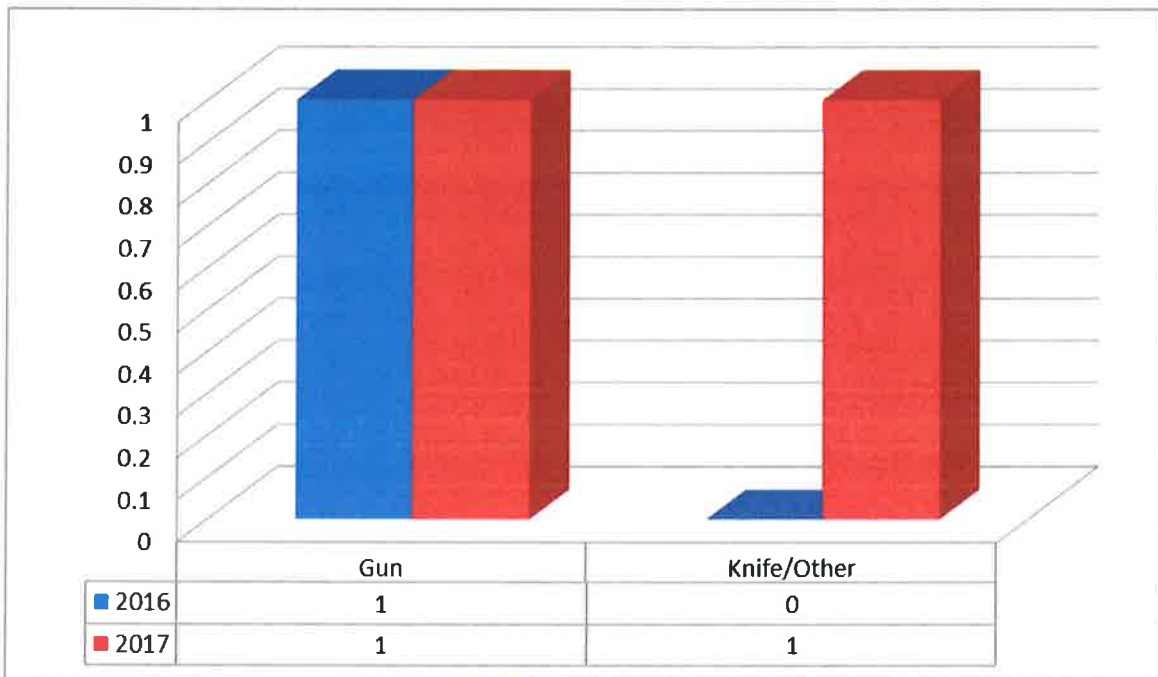
## ***ETHNIC PROFILE***

# YEARLY COMPARISONS

February



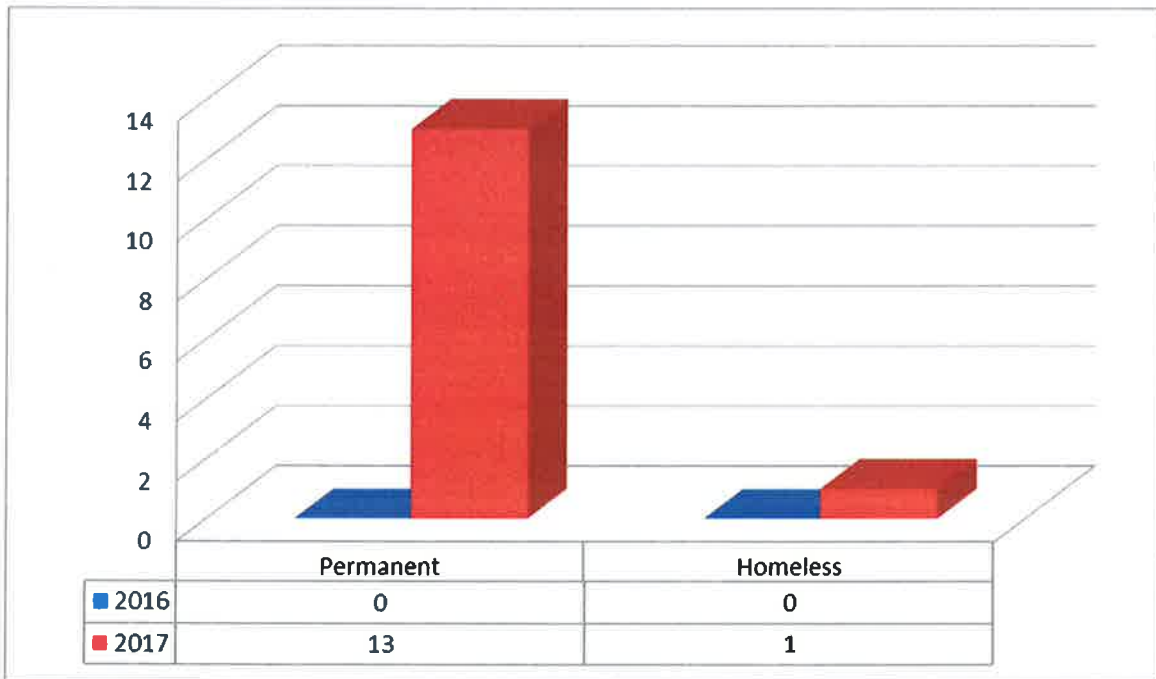
## WEAPONS USED



## TYPE OF WEAPON USED

# YEARLY COMPARISONS

February



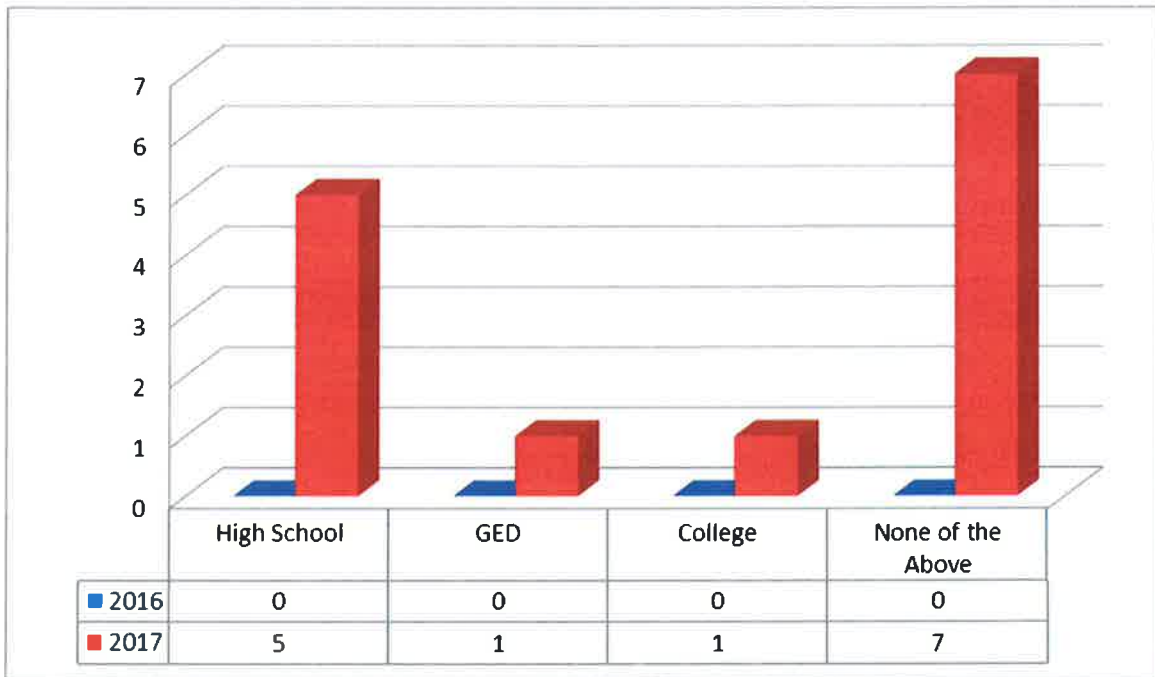
## HOUSING PROFILE



## EMPLOYMENT PROFILE

# YEARLY COMPARISONS

February



## ***EDUCATION PROFILE***