

Committee Members

William F. Hue
Circuit Court Judge

Dwayne Morris
County Board Supervisor

Susan Happ
District Attorney

Paul Milbrath
Sheriff

Cindy Hamre Incha
Clerk of Circuit Court

Emily McFarland
Mayor – City of Watertown

Jeffrey De La Rosa
Public Defender's Office

Brian Dykstra
Department of Corrections

Ben Wehmeier
County Administrator

Kathi Cauley
Human Services Director

J. Blair Ward
Corporation Counsel

Lynn Forseth
Literacy Council Executive Director

Dafe Lutz
Chiefs & Sheriff Assn. Representative

Barbara LeDuc
President/CEO-Opportunities, Inc.

Michael Wallace
President/CEO-Fort Healthcare

Gail Scott
Health Department Director

Kendall Wick
Child Support Agency Representative

AGENDA

**JEFFERSON COUNTY
COMMUNITY JUSTICE COLLABORATING COUNCIL (CJCC)**

Jefferson County Courthouse – Room #202
311 S. Center Avenue
Jefferson, WI 53549

Wednesday, April 24, 2019 at 12:00 noon

1. Call to order.
2. Roll call.
3. Certification of compliance with the open meetings law.
4. Review and approve minutes from March 27, 2019 meeting.
5. Public comment. (Members of the public who wish to address the committee on specific agenda items must register their request at this time)
6. Report from CJCC/Treatment Coordinator (Holler).
7. Update on Jefferson County Alcohol Treatment Court (JCATC) & Jefferson County Drug Treatment Court (JCDTC) outcomes. (Kristy Gusse)
8. Update on Secure Continuous Remote Alcohol Monitor (SCRAM) and Remote Breath. (Kristy Gusse)
9. Update from subcommittee on Alcohol Treatment Court Phasing Program incentives to increase participation
10. Update on Recidivism Council. (Forseth)
11. Update on monthly jail data. (JESO)
12. Update on Opioid Litigation.
13. Future meeting dates:

May 22, 2019	12:00 noon
June 26, 2019	12:00 noon
14. Future agenda items.
15. Adjourn.

A quorum of any Jefferson County Committee, Board, Commission or other body, including the Jefferson County Board of Supervisors, may be present at this meeting.

Individuals requiring special accommodations for attendance at the meeting should contact the County Administrator 24 hours prior to the meeting at 920-674-7101 so appropriate arrangements can be made.

MINUTES
Community Justice Collaborating Council
March 27, 2019+

1. Call to Order

Meeting was called to order by Judge Hue at 12:00 p.m.

2. Roll Call

Members present: Sheriff Paul Milbrath, Cindy Hamre-Incha, Clerk of Courts, Ben Wehmeier, County Administrator; Kathi Cauley, Human Services Director; J. Blair Ward, Corporation Counsel; Lynn Forseth, Literacy Council Executive Director; Michael Wallace, President/CEO-Fort Healthcare; Gail Scott, Health Department Director; Kendall Wick, Assistant Corporation Counsel; Dale Lutz, Captain – Jefferson Police Department; Susan Happ, District Attorney; Judge William F. Hue; John David, Mayor of Watertown; Jeffrey De La Rosa, Public Defender’s Office; Brian Dykstra, Department of Corrections and Dwayne Morris, County Supervisor.

Excused: Barb LeDuc, President/CEO, Opportunities, Inc.

Others present: Craig Holler, CJCC/Treatment Court Coordinator and Kristi Gusse (WCS).

3. Certification of compliance with Open Meetings Law Requirements

Wehmeier certified compliance with the Open Meetings Law.

4. Review and approve minutes from February 27, 2019

Motion by Milbrath/Dykstra to approve the minutes from February 27, 2019. Motion passed 11-0.

5. Public Comment

None

6. Report from CJCC/Treatment Coordinator (Holler)

CJCC Coordinator Notes were provided. Holler reviewed the report. There is a new treatment center, The Ladders Recovery Community, opening in Oconomowoc. There is an open house scheduled for Friday, April 12th. If you would like to attend, please let Craig know. No action taken.

7. Update on Jefferson County Alcohol Treatment Court (JCATC) & Jefferson County Drug Treatment Court (JCDTC) outcomes (Gusse)

Reports were provided for review. Gusse reviewed the report. A subcommittee will look at ways to make the program more attractive to potential participants. These ideas will be brought back to the Council for their consideration. No action taken.

8. Update on Secure Continuous Remote Alcohol Monitor (SCRAM) and Remote Breath (Gusse)

Compliance Summary reports on SCRAM and Remote Breath were provided for the council to review. Gusse reviewed the information. No action taken.

9. Updates on Recidivism Council (Forseth)

Forseth said they had guests from Job Service of Wisconsin and WorkSmart Network at their meeting. They help people with employment. The sober living project is going well. No action taken.

10. Update on monthly jail data (JESO)

Jail data was not available. No action taken.

11. Update on Opioid Litigation

Wehmeier said there is nothing new to report. No action taken.

12. Future Meeting dates: April 24, 2019 (Ben Chair) at Noon and May 22, 2019

13. Future agenda items:

- Review and approve minutes from March 27, 2019
- Update from subcommittee on phasing program

14. Adjourn

Motion by Wehmeier/Lutz to adjourn at 12:36 p.m.

**JEFFERSON COUNTY ALCOHOL TREATMENT COURT PROGRAM
WISCONSIN COMMUNITY SERVICES, INC.
January-March 2019-3rd, 4th, 5th + offense**

Active Participants

	Month	YTD	PTD
<u>Staffing Review</u>			
Accepted	10	10	102
Denied	0	0	9
<u>Waitlist</u>			
Case Resolved	1	1	3
<u>Participants YTD: 22</u>			
<u>Participants PTD: 87</u>			
<u>Current caseload: 14</u>			
<u>New Participants: 2</u>			YTD: 2
<u>Program Phase Levels:</u>			
	Month		
Phase 1:	2		
Phase 2:	6		
Phase 3:	3		
Phase 4:	3		
	Month	YTD	PTD
<u>SCRAM CAM</u>			
Completions	5	5	110
Violations	0	0	13
Alcohol Tamper	0	0	3
			10

Other ATC Program Components

<u>Discharges from Program:</u>			
	Month	YTD	PTD
Re-offended	0	0	1
Voluntary	0	0	6
Team Decision	0	0	4
Other	0	0	3
<u>Incentives:</u>	201	201	1736
<u>Sanctions:</u>	18	18	292
<u>Positive Tests:</u>			
PBT's	0	0	9
UA's	0	0	22
Dilutions	0	0	0
Refusals	0	0	1
<u>Community Service:</u>	0	0	2
<u>Program Donations:</u>	0	0	0

Alcohol Treatment Court Graduate Stats

	Month	YTD	PTD
Graduations	9	9	59
Jail Days Saved	2293	2293	18027
Self-help Groups	1405	1405	8589
PBTs	1552	1552	9082
Positives	0	0	0
Drug Tests	223	223	628
Positives	9	9	9
Face to Face Contacts	326	326	1941
Court Sessions	167	167	1038
Average Length of Stay	422	422	388

Demographics

	Month	YTD	PTD
<u>Ethnicity</u>			
Caucasian	13	21	84
African American	1	1	1
Asian	0	0	0
Hispanic	0	0	2
Native American	0	0	0
Other	0	0	0
<u>Gender</u>			
Male	11	18	64
Female	3	4	23
<u>Age</u>			
18 - 25	0	0	2
26 - 32	1	2	16
33 - 40	3	6	18
41 - 50	7	11	35
51+	3	3	16
Veterans	4	4	11

Graduates & Discharge Demographics

Ethnicity	<u>Graduates</u>			<u>Discharges</u>		
	MO	YTD	PTD	MO	YTD	PTD
Caucasian	9	9	58	0	0	13
African American	0	0	0	0	0	0
Asian	0	0	0	0	0	0
Hispanic	0	0	1	0	0	1
Native American	0	0	0	0	0	0
Other	0	0	0	0	0	0
<u>Gender</u>						
Male	8	8	45	0	0	8
Female	1	1	14	0	0	6
<u>Age</u>						
18 - 25	0	0	1	0	0	1
26 - 32	1	1	12	0	0	3
33 - 40	3	3	14	0	0	1
41 - 50	5	5	21	0	0	7
51+	0	0	11	0	0	2

**JEFFERSON COUNTY ALCOHOL TREATMENT COURT PROGRAM
WISCONSIN COMMUNITY SERVICES, INC.**

March 2019-3rd, 4th, 5th + offense

<u>Active Participants</u>			
	Month	YTD	PTD
<u>Staffing Review</u>			
Accepted	4	10	102
Denied	0	0	9
<u>Waitlist</u>			
Case Resolved	0	1	3
Participants YTD: 22			
Participants PTD: 87			
Current caseload: 14			
New Participants: 0		YTD: 2	
<u>Program Phase Levels:</u>			
	Month		
Phase 1:	2		
Phase 2:	6		
Phase 3:	3		
Phase 4:	3		
	Month	YTD	PTD
<u>SCRAM CAM</u>			
Completions	1	5	110
Violations	0	0	13
Alcohol	0	0	3
Tamper	0	0	10

<u>Other ATC Program Components</u>			
<u>Discharges from Program:</u>			
	Month	YTD	PTD
Re-offended	0	0	1
Voluntary	0	0	6
Team Decision	0	0	4
Other	0	0	3
<u>Incentives:</u>	65	201	1736
<u>Sanctions:</u>	10	18	292
<u>Positive Tests:</u>			
PBT's	0	0	9
UA's	0	0	22
Dilutions	0	0	0
Refusals	0	0	1
<u>Community Service:</u>	0	0	2
<u>Program Donations:</u>	0	0	0

<u>Alcohol Treatment Court Graduate Stats</u>			
	Month	YTD	PTD
Graduations	3	9	59
Jail Days Saved	875	2293	18027
Self-help Groups	464	1405	8589
PBTs	484	1552	9082
Positives	0	0	0
Drug Tests	110	223	628
Positives	6	9	9
Face to Face Contacts	116	326	1941
Court Sessions	58	167	1038
Average Length of Stay	435	422	388

<u>Demographics</u>			
	Month	YTD	PTD
<u>Ethnicity</u>			
Caucasian	13	21	84
African American	1	1	1
Asian	0	0	0
Hispanic	0	0	2
Native American	0	0	0
Other	0	0	0
<u>Gender</u>			
Male	11	18	64
Female	3	4	23
<u>Age</u>			
18 – 25	0	0	2
26 – 32	1	2	16
33 – 40	3	6	18
41 – 50	7	11	35
51+	3	3	16
Veterans	4	4	11

<u>Graduates & Discharge Demographics</u>						
Ethnicity	<u>Graduates</u>			<u>Discharges</u>		
	MO	YTD	PTD	MO	YTD	PTD
Caucasian	3	9	58	0	0	13
African American	0	0	0	0	0	0
Asian	0	0	0	0	0	0
Hispanic	0	0	1	0	0	1
Native American	0	0	0	0	0	0
Other	0	0	0	0	0	0
<u>Gender</u>						
Male	3	8	45	0	0	8
Female	0	1	14	0	0	6
<u>Age</u>						
18 – 25	0	0	1	0	0	1
26 – 32	1	1	12	0	0	3
33 – 40	0	3	14	0	0	1
41 – 50	2	5	21	0	0	7
51+	0	0	11	0	0	2

**JEFFERSON COUNTY ALCOHOL TREATMENT COURT PROGRAM
WISCONSIN COMMUNITY SERVICES, INC.
March 2019-4th offense**

<u>Active Participants</u>			
	Month	YTD	PTD
<u>Staffing Review</u>			
Accepted	2	3	31
Denied	0	0	6
<u>Waitlist</u>	0	0	0
<u>Case Resolved</u>	0	0	0
<u>Participants YTD: 9</u>			
<u>Participants PTD: 27</u>			
<u>Current caseload: 6</u>			
<u>New Participants: 0</u>	YTD: 1		
<u>Program Phase Levels:</u>			
	Month		
Phase 1:	1		
Phase 2:	2		
Phase 3:	1		
Phase 4:	2		
<u>SCRAM CAM</u>			
	Month	YTD	PTD
Completions	1	1	29
Violations	0	0	7
Alcohol	0	0	2
Tamper	0	0	5

<u>Demographics</u>			
	Month	YTD	PTD
<u>Ethnicity</u>			
Caucasian	6	9	26
African American	0	0	0
Asian	0	0	0
Hispanic	0	0	1
Native American	0	0	0
Other	0	0	0
<u>Gender</u>			
Male	4	6	19
Female	2	3	8
<u>Age</u>			
18 – 25	0	0	1
26 – 32	1	1	6
33 – 40	2	3	9
41 – 50	3	5	8
51+	0	0	3
Veterans	1	0	1

<u>Other ATC Program Components</u>			
<u>Discharges from Program:</u>			
	Month	YTD	PTD
Re-offended	0	0	0
Voluntary	0	0	2
Team Decision	0	0	1
Other	0	0	1
<u>Incentives:</u>	25	81	545
<u>Sanctions:</u>	8	11	95
<u>Positive Tests:</u>			
PBT's	0	0	3
UA's	0	0	4
Dilutions	0	0	0
Refusals	0	0	0
<u>Community Service:</u>	0	0	0
<u>Program Donations:</u>	0	0	0

<u>Alcohol Treatment Court Graduate Stats</u>			
	Month	YTD	PTD
<u>Graduations</u>	1	3	17
Jail Days Saved	90	724	4824
Self-help Groups	133	409	2481
PBTs	134	447	2637
Positives	0	0	0
Drug Tests	0	0	146
Positives	0	0	0
Face to Face Contacts	32	97	556
Court Sessions	17	48	305
Average Length of Stay	356	359	380

<u>Graduates & Discharge Demographics</u>						
Ethnicity	<u>Graduates</u>			<u>Discharges</u>		
	MO	YTD	PTD	MO	YTD	PTD
Caucasian	1	3	16	0	0	4
African American	0	0	0	0	0	0
Asian	0	0	0	0	0	0
Hispanic	0	0	1	0	0	0
Native American	0	0	0	0	0	0
Other	0	0	0	0	0	0
<u>Gender</u>						
Male	1	2	13	0	0	2
Female	0	1	4	0	0	2
<u>Age</u>						
18 – 25	0	0	1	0	0	0
26 – 32	0	0	4	0	0	1
33 – 40	0	1	6	0	0	1
41 – 50	1	2	3	0	0	2
51+	0	0	3	0	0	0

**JEFFERSON COUNTY ALCOHOL TREATMENT COURT PROGRAM
WISCONSIN COMMUNITY SERVICES, INC.**

March 2019-5th + offense

Active Participants

	Month	YTD	PTD
<u>Staffing Review</u>			
Accepted	0	1	27
Denied	0	0	1
<u>Waitlist</u>	0	0	0
<u>Case Resolved</u>	0	0	0

Participants YTD: 7
Participants PTD: 25
Current caseload: 5
New Participants: 0 **YTD: 1**

Program Phase Levels:

	Month
Phase 1:	1
Phase 2:	3
Phase 3:	1
Phase 4:	0

	Month	YTD	PTD
<u>SCRAM CAM</u>			
Completions	0	3	27
Violations	0	0	4
Alcohol	0	0	1
Tamper	0	0	3

Demographics

	Month	YTD	PTD
Ethnicity			
Caucasian	4	6	24
African American	1	1	1
Asian	0	0	0
Hispanic	0	0	0
Native American	0	0	0
Other	0	0	0
Gender			
Male	5	7	20
Female	0	0	5
Age			
18 – 25	0	0	0
26 – 32	0	0	0
33 – 40	0	0	3
41 – 50	3	5	14
51+	2	2	8
Veterans	2	2	5

Other ATC Program Components

Discharges from Program:

	Month	YTD	PTD
Re-offended	0	0	0
Voluntary	0	0	0
Involuntary	0	0	1
Other	0	0	1

Incentives: 24 62 513

Sanctions: 2 4 74

Positive Tests:

PBT's	0	0	0
UA's	0	0	9
Dilutions	0	0	0
Refusals	0	0	1

Community Service: 0 0 0

Program Donations: 0 0 0

Alcohol Treatment Court Graduate Stats

	Month	YTD	PTD
Graduations	1	2	18
Jail Days Saved	558	961	9392
Self-help Groups	240	507	3250
PBTs	207	415	2855
Positives	0	0	0
Drug Tests	106	162	251
Positives	6	7	7
Face to Face Contacts	52	104	665
Court Sessions	24	49	319
Average Length of Stay	582	575	383

Graduates & Discharge Demographics

Ethnicity	<u>Graduates</u>			<u>Discharges</u>		
	MO	YTD	PTD	MO	YTD	PTD
Caucasian	1	2	18	0	0	2
African American	0	0	0	0	0	0
Asian	0	0	0	0	0	0
Hispanic	0	0	0	0	0	0
Native American	0	0	0	0	0	0
Other	0	0	0	0	0	0
Gender						
Male	1	2	15	0	0	0
Female	0	0	3	0	0	2
Age						
18 – 25	0	0	0	0	0	0
26 – 32	0	0	0	0	0	0
33 – 40	0	0	3	0	0	0
41 – 50	1	2	9	0	0	2
51+	0	0	6	0	0	0

**WAUKESHA COUNTY DRUG TREATMENT COURT PROGRAM
WISCONSIN COMMUNITY SERVICES, INC.**

March 2019 (ALL)

BJA-Date of 1st admission: 3/27/2012 (ended: 9/30/2017)

TAD-Date of 1st admission: 3/6/2014

SAMHSA-Date of 1st admission: 10/27/2017

Active Participants

	Month	YTD	PTD
<u>Staffing Review</u>			
Accepted	2	8	317
Denied	1	3	56

<u>Waitlist</u>	8	18	281
Case Resolved	0	0	28

Participants YTD: 62

Participants PTD: 280

Current Caseload: 49

New Participants: 4 YTD: 14

Program Phase Levels:

	Month
Phase 1:	19
Phase 2:	10
Phase 3:	10
Phase 4:	10

	Month	YTD	PTD
<u>Charge Type</u>			
Felony	4	14	404

Demographics

Ethnicity	Month	YTD	PTD
Caucasian	44	56	260
African American	1	1	1
Asian	0	1	2
Hispanic	1	1	8
Native American	0	0	0
Other	3	3	9

Gender	Month	YTD	PTD
Male	30	39	194
Female	19	23	86

Age	Month	YTD	PTD
18 – 25	17	19	118
26 – 32	24	31	119
33 – 40	6	9	32
41 – 50	1	1	9
51+	1	2	2

Veteran	1	1	7
---------	---	---	---

Referrals

	Month	YTD	PTD
AODA	12	36	557
MAT	5	15	225
Mental Health	1	1	83
Employment	1	1	67
Education	0	0	10
Family/Parenting	0	0	9
Anger Management	1	1	3
Other	2	4	67

Other DTC Program Components

Discharges from Program:

	Month	YTD	PTD
Re-offended	0	0	1
Voluntary	0	1	9
Involuntary	0	2	75
Other	0	2	8
Passed Away	0	0	4

Incentives: 121 391 4283

Sanctions: 137 439 3844

Positive Tests:

PBT's	0	4	145
UA's	12	59	1809
Dilutions	0	1	269
Refusals	8	21	362

Community Service: 8 26 305

Drug Treatment Court Graduate Stats

	Month	YTD	PTD
Graduations	4	13	140
Self-help Groups	515	1730	20778
PBTs	660	2274	26811
Positives	0	0	63
Drug Tests	557	1866	21364
Positives	6	19	728
Face to Face Contacts	116	413	4833
Court Sessions	82	287	3528
Average Length of Stay	370 days	390 days	478 days

Graduates & Discharge Demographics

Ethnicity	<u>Graduates</u>			<u>Discharges</u>		
	MO	YTD	PTD	MO	YTD	PTD
Caucasian	4	13	135	0	4	83
African American	0	0	0	0	0	0
Asian	0	0	0	0	1	2
Hispanic	0	0	2	0	0	5
Native American	0	0	0	0	0	0
Other	0	0	3	0	0	3
Gender						
Male	3	10	101	0	3	64
Female	1	3	39	0	2	29
Age						
18 – 25	1	3	50	0	2	47
26 – 32	2	7	66	0	1	33
33 – 40	1	3	19	0	1	9
41 – 50	0	0	5	0	1	4
51+	0	0	0	0	0	0

**WAUKESHA COUNTY DRUG TREATMENT COURT PROGRAM
WISCONSIN COMMUNITY SERVICES, INC.**

March 2019 (SAMHSA)

Date of 1st admission: 10/27/2017

Active Participants			
	Month	YTD	PTD
Staffing Review			
Accepted	2	8	317
Denied	1	3	56
Waitlist	8	18	281
Case Resolved	0	0	28
Participants YTD:	29		
Participants PTD:	32		
Current Caseload:	23		
New Participants:	2	YTD: 6	
Program Phase Levels:			
	Month		
Phase 1:	9		
Phase 2:	5		
Phase 3:	4		
Phase 4:	5		
	Month	YTD	PTD
Charge Type			
Felony	2	6	33

Demographics			
	Month	YTD	PTD
Ethnicity			
Caucasian	20	26	29
African American	1	1	1
Asian	0	0	0
Hispanic	0	0	0
Native American	0	0	0
Other	2	2	2
Gender			
Male	15	19	22
Female	8	10	10
Age			
18 – 25	9	9	10
26 – 32	13	17	19
33 – 40	1	3	2
41 – 50	0	0	1
51+	0	0	0
Veteran	0	0	1

Referrals			
	Month	YTD	PTD
AODA	7	16	67
MAT	3	7	31
Mental Health	0	0	6
Employment	1	1	11
Education	0	0	1
Family/Parenting	0	0	0
Anger Management	0	0	1
Other	1	1	8

Other DTC Program Components			
Discharges from Program:			
	Month	YTD	PTD
Re-offended	0	0	0
Voluntary	0	0	1
Involuntary	0	1	2
Other	0	0	0
Passed away	0	0	0
Incentives:	44	176	948
Sanctions:	81	205	877
Positive Tests:			
PBT's	0	1	17
UA's	10	30	123
Dilutions	0	1	9
Refusals	5	11	30
Community Service:	4	11	59

Drug Treatment Court Graduate Stats			
	Month	YTD	PTD
Graduations	1	7	19
Self-help Groups	130	949	2483
PBTs	150	1265	3325
Positives	0	0	2
Drug Tests	130	994	2606
Positives	0	13	36
Face to Face Contacts	28	232	609
Court Sessions	18	160	422
Average Length of Stay	363 days	402 days	402 days

Graduates & Discharge Demographics						
Ethnicity	Graduates			Discharges		
	MO	YTD	PTD	MO	YTD	PTD
Caucasian	1	7	18	0	1	3
African American	0	0	0	0	0	0
Asian	0	0	0	0	0	0
Hispanic	0	0	1	0	0	0
Native American	0	0	0	0	0	0
Other	0	0	0	0	0	0
Gender						
Male	1	5	13	0	0	2
Female	0	2	6	0	1	1
Age						
18 – 25	0	1	2	0	0	1
26 – 32	1	5	11	0	0	1
33 – 40	0	1	5	0	1	1
41 – 50	0	0	1	0	0	0
51+	0	0	0	0	0	0

**WAUKESHA COUNTY DRUG TREATMENT COURT PROGRAM
WISCONSIN COMMUNITY SERVICES, INC.
March 2019 (TAD)**

Date of 1st admission: 3/6/2014

Active Participants			
	Month	YTD	PTD
Staffing Review			
Accepted	2	8	317
Denied	1	3	56
Waitlist	8	18	281
Case Resolved	0	0	28
Participants YTD:	33		
Participants PTD:	140		
Current Caseload:	26		
New Participants:	2	YTD: 8	
Program Phase Levels:			
	Month		
Phase 1:	10		
Phase 2:	5		
Phase 3:	6		
Phase 4:	5		
	Month	YTD	PTD
Charge Type			
Felony	2	8	191

Other DTC Program Components			
Discharges from Program:			
	Month	YTD	PTD
Re-offended	0	0	0
Voluntary	0	1	5
Involuntary	0	1	31
Other	0	2	5
Passed Away	0	0	2
Incentives:	77	215	2254
Sanctions:	56	234	1873
Positive Tests:			
PBT's	0	3	68
UA's	2	29	824
Dilutions	0	0	95
Refusals	3	10	161
Community Service:	4	15	159

Demographics			
	Month	YTD	PTD
Ethnicity			
Caucasian	24	30	132
African American	0	0	0
Asian	0	1	2
Hispanic	1	1	4
Native American	0	0	0
Other	1	1	2
Gender			
Male	15	20	96
Female	11	13	44
Age			
18 - 25	8	10	52
26 - 32	11	14	61
33 - 40	5	6	20
41 - 50	1	1	5
51+	1	2	2
Veteran	1	1	4

Drug Treatment Court Graduate Stats			
	Month	YTD	PTD
Graduations	3	6	80
Self-help Groups	385	781	11492
PBTs	510	1009	14992
Positives	0	0	40
Drug Tests	427	872	12021
Positives	6	6	393
Face to Face Contacts	88	181	2609
Court Sessions	64	127	1898
Average Length of Stay	372 days	378 days	422 days

Referrals			
	Month	YTD	PTD
AODA	5	20	299
MAT	2	8	143
Mental Health	1	1	47
Employment	0	0	21
Education	0	0	2
Family/Parenting	0	0	1
Anger Management	1	1	1
Other	1	3	44

Graduates & Discharge Demographics						
Ethnicity	Graduates			Discharges		
	MO	YTD	PTD	MO	YTD	PTD
Caucasian	3	6	80	0	3	35
African American	0	0	0	0	0	0
Asian	0	0	0	0	1	2
Hispanic	0	0	0	0	0	3
Native American	0	0	0	0	0	0
Other	0	0	0	0	0	1
Gender						
Male	2	5	57	0	3	29
Female	1	1	23	0	1	12
Age						
18 - 25	1	2	28	0	2	18
26 - 32	1	2	39	0	1	14
33 - 40	1	2	10	0	0	7
41 - 50	0	0	3	0	1	2
51+	0	0	0	0	0	0

**JEFFERSON COUNTY DRUG TREATMENT COURT PROGRAM
WISCONSIN COMMUNITY SERVICES, INC.
January-March 2019 (TAD)**

YTD= Year to Date

PTD= Program to Date

Active Participants			
	Month	YTD	PTD
Referrals	7	7	78
Eligible	4	4	34
DA Denied	0	0	6
ClT Denied	0	0	0
Staffing Review			
Accepted	4	4	29
Denied	0	0	3
Waitlist	0	0	0
Case Resolved	0	0	0
Participants YTD:	16		
Participants PTD:	28		
Current caseload:	14		
New Participants:	2	YTD: 2	
Program Phase Levels:			
	Month		
Phase 1:	2		
Phase 2:	1		
Phase 3:	4		
Phase 4:	3		
Phase 5:	4		
	Month	YTD	PTD
Charge Type			
Felony	2	2	38

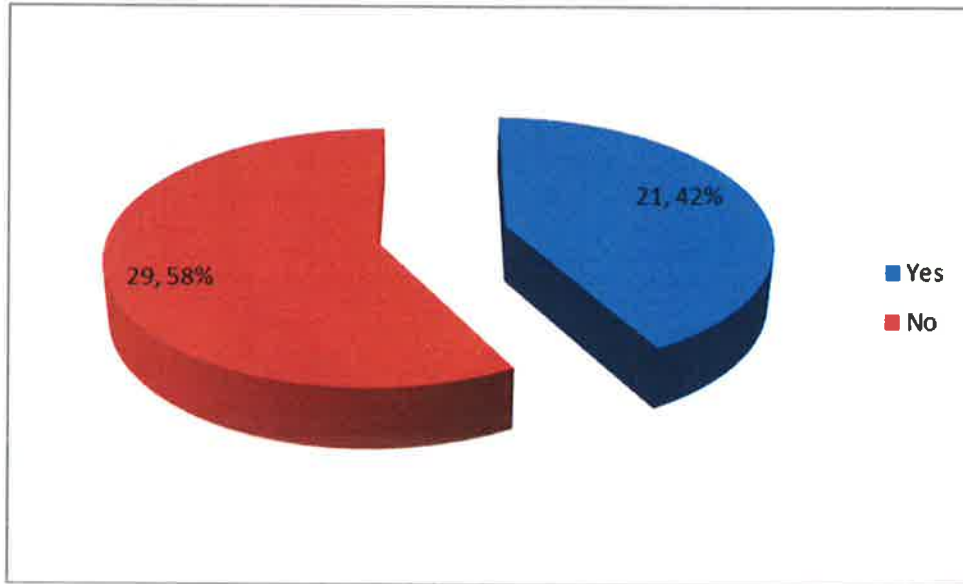
Other DTC Program Components			
Discharges from Program:			
	Month	YTD	PTD
Re-offended	0	0	1
Voluntary	0	0	2
Team Decision	0	0	5
Other	0	0	0
Incentives:	136	136	807
Sanctions:	33	33	237
Positive Tests:			
PBT's	0	0	1
UA's	4	4	62
Dilutions	0	0	0
Refusals	0	0	3
Community Service:	0	3	3

Drug Treatment Court Graduate Stats			
	Month	YTD	PTD
Graduations	3	3	6
Self-help Groups	353	353	672
PBTs	433	433	769
Positives	0	0	0
Drug Tests	461	461	819
Positives	4	4	6
Face to Face Contacts	98	98	158
Court Sessions	77	77	139
Average Length of Stay	445	445	412

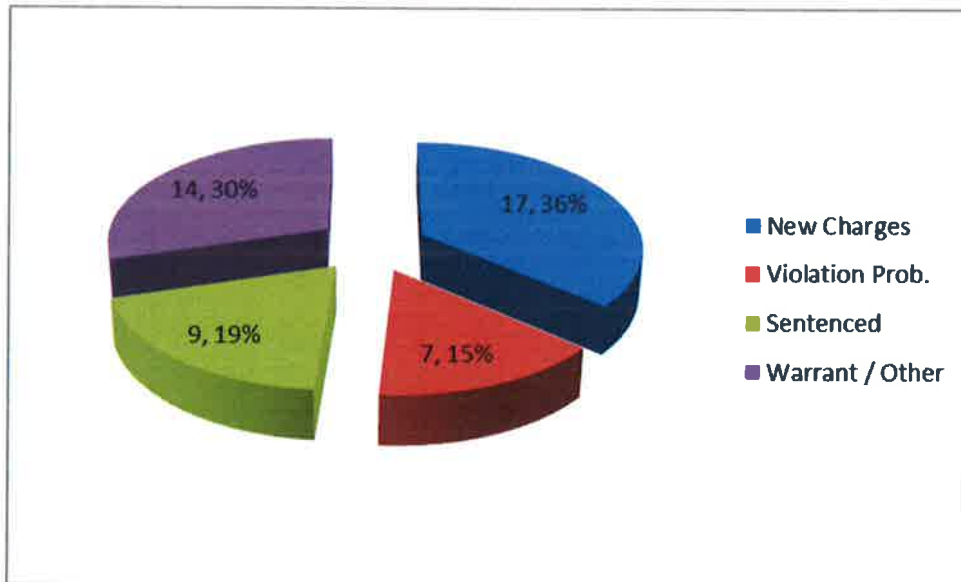
Demographics			
	Month	YTD	PTD
Ethnicity			
Caucasian	13	15	25
African American	1	1	1
Asian	0	0	0
Hispanic	0	0	1
Native American	0	0	0
Other	0	0	1
Gender			
Male	7	8	14
Female	7	8	14
Age			
18 - 25	3	3	6
26 - 32	5	7	13
33 - 40	4	4	6
41 - 50	1	1	2
51+	1	1	1
Veterans	0	1	1

Graduates & Discharge Demographics						
Ethnicity	Graduates			Discharges		
	MO	YTD	PTD	MO	YTD	PTD
Caucasian	3	3	6	0	0	6
African American	0	0	0	0	0	0
Asian	0	0	0	0	0	0
Hispanic	0	0	0	0	0	1
Native American	0	0	0	0	0	0
Other	0	0	0	0	0	1
Gender						
Male	2	2	2	0	0	5
Female	1	1	4	0	0	3
Age						
18 - 25	0	0	0	0	0	3
26 - 32	3	3	5	0	0	3
33 - 40	0	0	1	0	0	1
41 - 50	0	0	0	0	0	1
51+	0	0	0	0	0	0

RE- INCARCERATION MARCH 2019

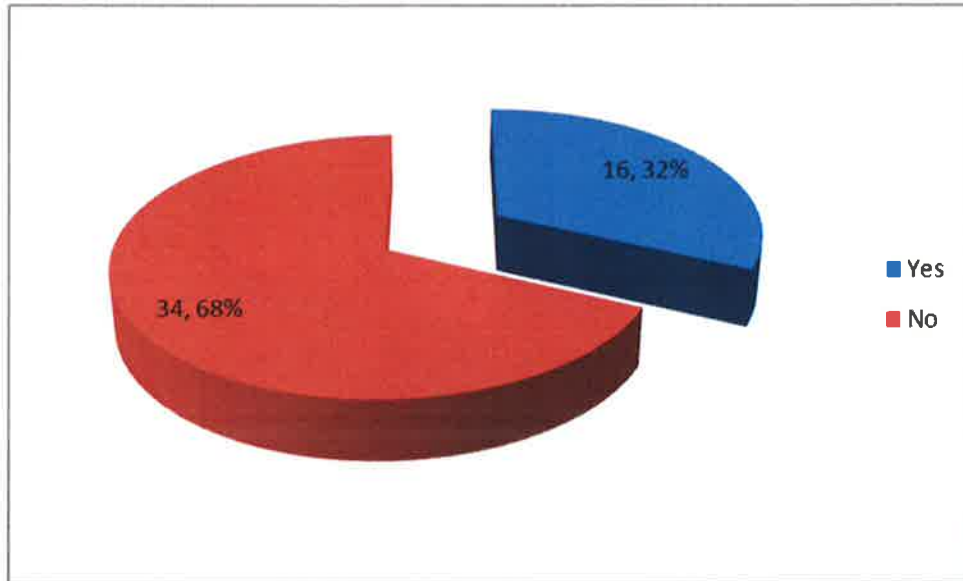


BEEN INCARCERATED WITHIN LAST 3 YEARS

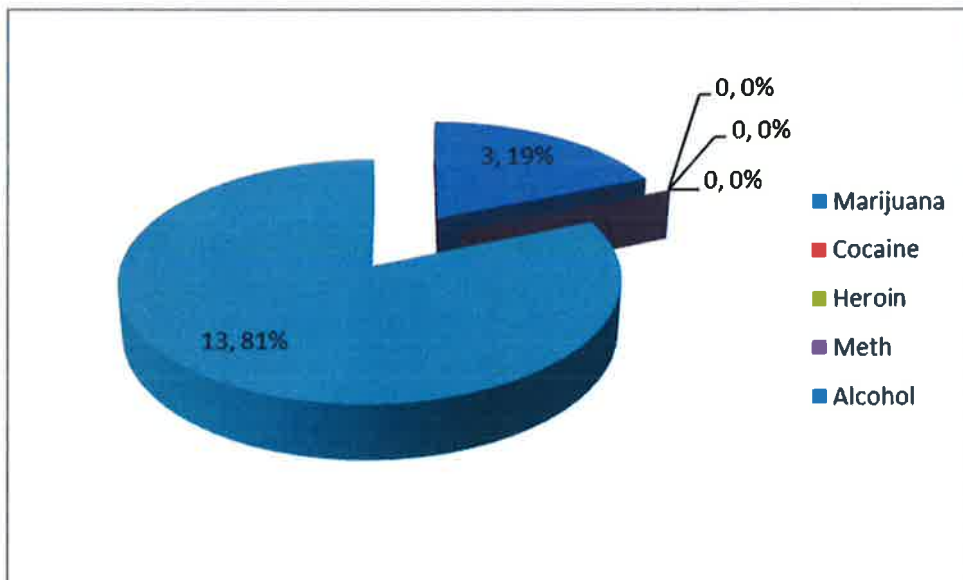


REASON FOR INCARCERATION

RE- INCARCERATION MARCH 2019

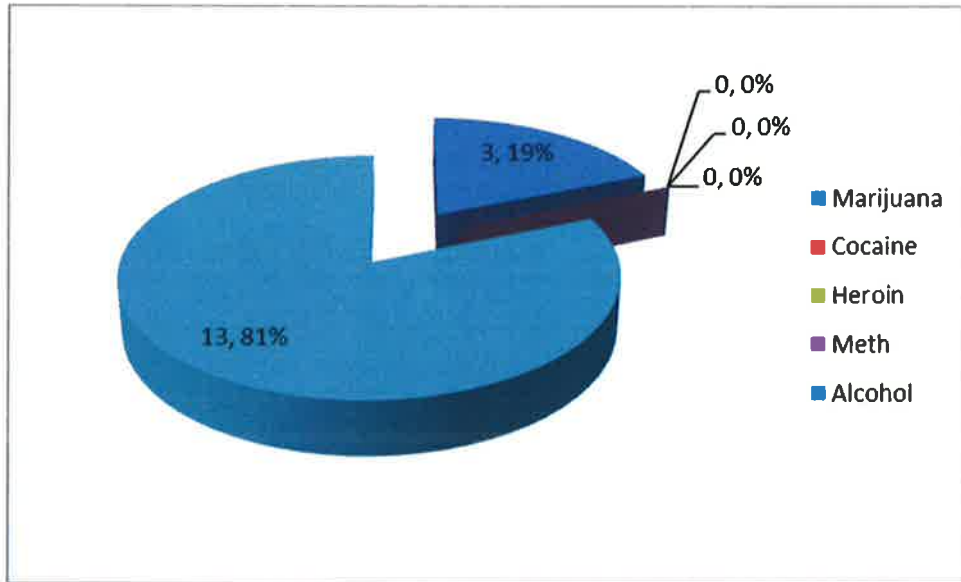


DRUGS OR ALCOHOL RELATED

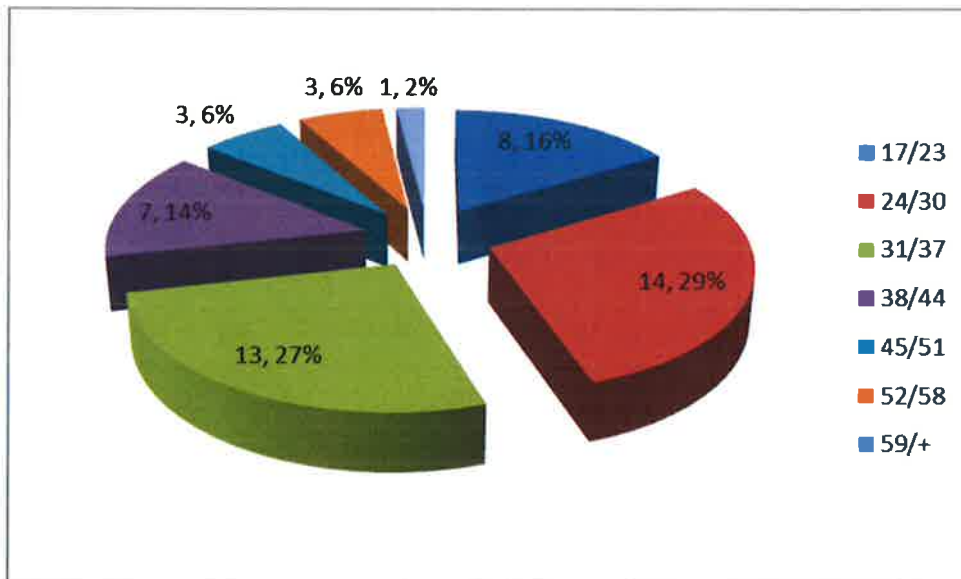


TYPE OF SUBSTANCE USED

RE- INCARCERATION MARCH 2019

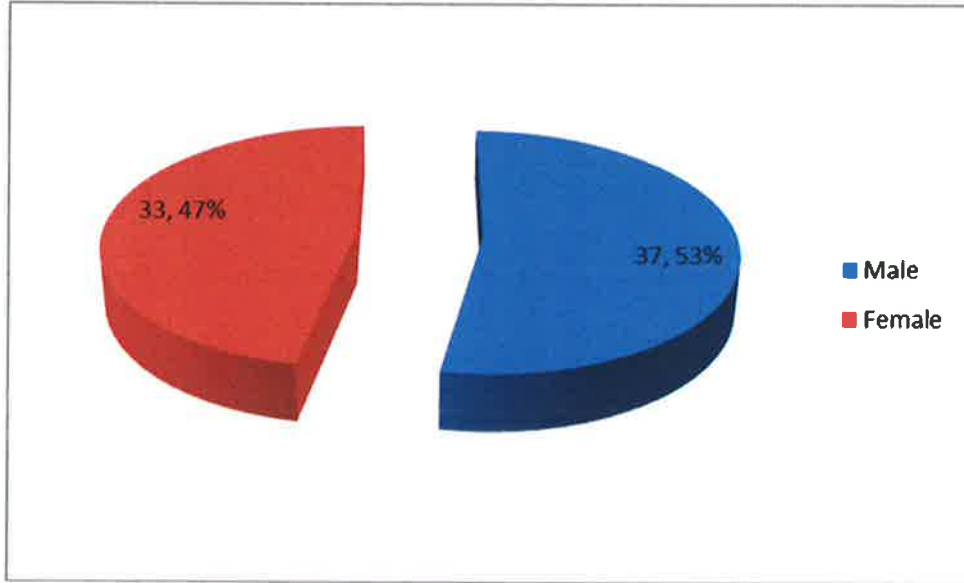


UNDER INFLUENCE AT BOOKING

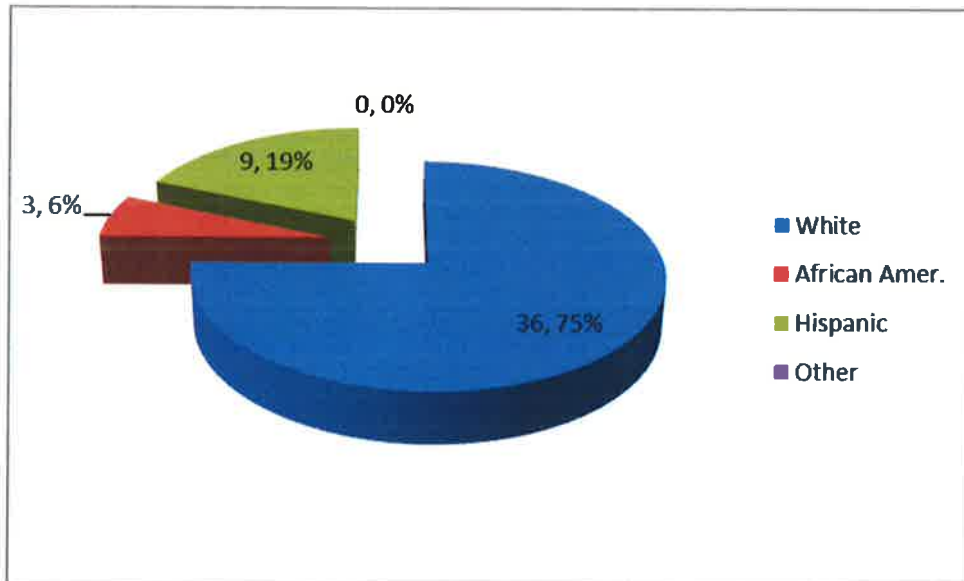


AGE PROFILE

RE- INCARCERATION MARCH 2019

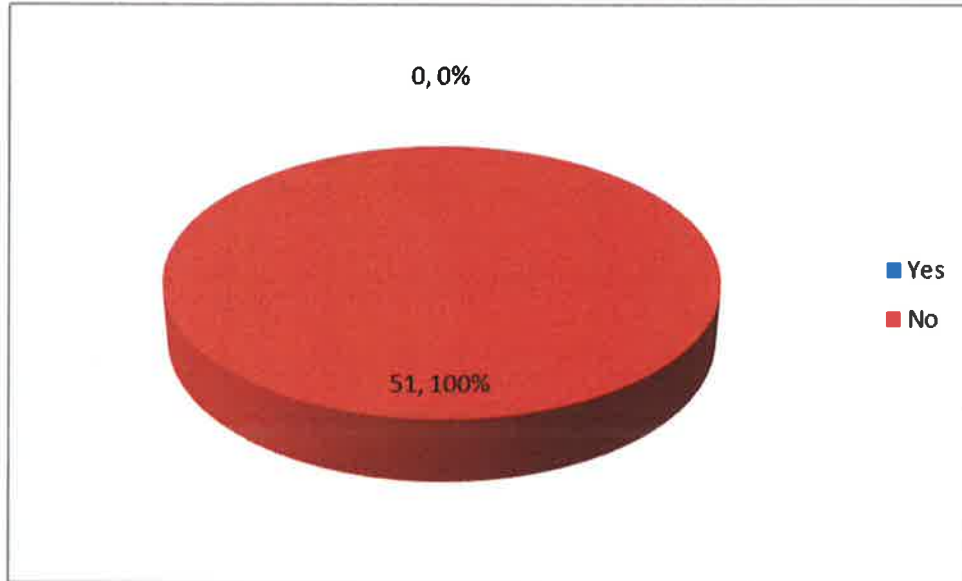


GENDER PROFILE




ETHNIC PROFILE

RE- INCARCERATION MARCH 2019

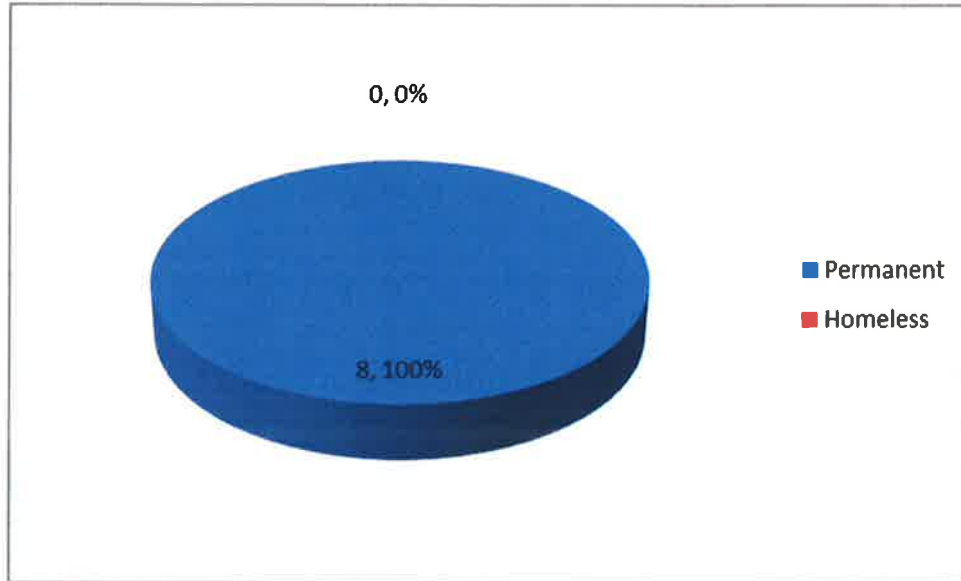


WEAPONS USED

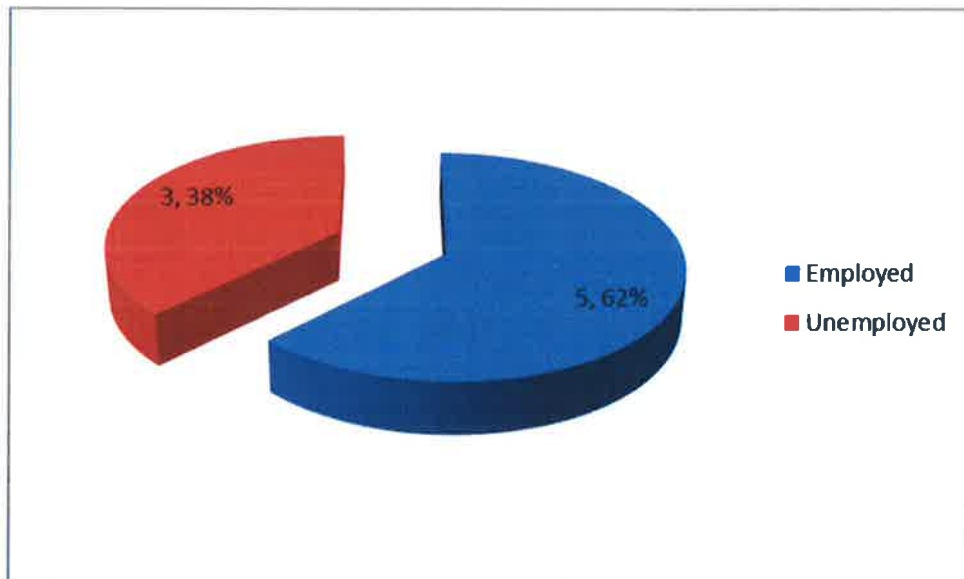


TYPE OF WEAPON

RE- INCARCERATION MARCH 2019

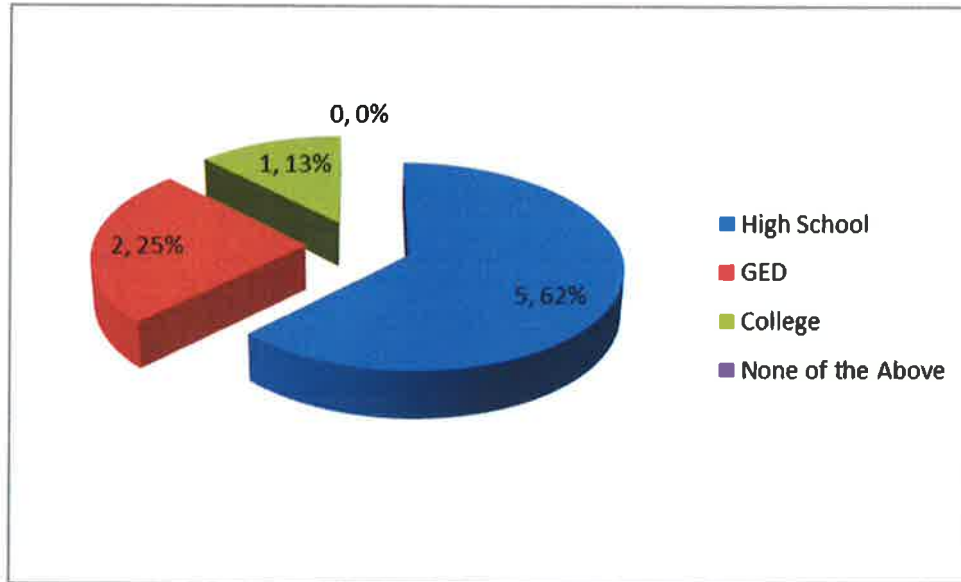


HOUSING



EMPLOYMENT STATUS

RE- INCARCERATION MARCH 2019



EDUCATION LEVEL