

Committee Members

William F. Hue
Circuit Court Judge

Dwayne Morris
County Board Supervisor

Susan Happ
District Attorney

Paul Milbrath
Sheriff

Cindy Hamre Incha
Clerk of Circuit Court

Emily McFarland
Mayor – City of Watertown

Jeffrey De La Rosa
Public Defender's Office

Sarah Rogge
Department of Corrections

Ben Wehmeier
County Administrator

Kathi Cauley
Human Services Director

J. Blair Ward
Corporation Counsel

Lynn Forseth
Literacy Council Executive Director

Dale Lutz
Chiefs & Sheriff Assn. Representative

Barbara LeDuc
President/CEO-Opportunities, Inc.

Michael Wallace
President/CEO-Fort Healthcare

Gail Scott
Health Department Director

Kendall Wick
Child Support Agency Representative

AGENDA

**JEFFERSON COUNTY
COMMUNITY JUSTICE COLLABORATING COUNCIL (CJCC)**

Jefferson County Courthouse – Room #202
311 S. Center Avenue
Jefferson, WI 53549

Wednesday, June 26, 2019 at 12:00 noon

1. Call to order.
2. Roll call.
3. Certification of compliance with the open meetings law.
4. Review and approve minutes from May 22, 2019 meeting.
5. Public comment. (Members of the public who wish to address the committee on specific agenda items must register their request at this time)
6. Report from CJCC/Treatment Coordinator (Holler).
7. Update on Jefferson County Alcohol Treatment Court (JCATC) & Jefferson County Drug Treatment Court (JCDTC) outcomes. (Kristy Gusse)
8. Update on Secure Continuous Remote Alcohol Monitor (SCRAM) and Remote Breath. (Kristy Gusse)
9. Update from subcommittee on Alcohol Treatment Court Phasing Program incentives to increase participation.
10. Update on Recidivism Council. (Forseth)
11. Update on monthly jail data. (JESO)
12. Update on Opioid Litigation.
13. Future meeting dates:

July 24, 2019	12:00 noon
August 28, 2019	12:00 noon
14. Future agenda items.
15. Adjourn.

A quorum of any Jefferson County Committee, Board, Commission or other body, including the Jefferson County Board of Supervisors, may be present at this meeting.

Individuals requiring special accommodations for attendance at the meeting should contact the County Administrator 24 hours prior to the meeting at 920-674-7101 so appropriate arrangements can be made.

MINUTES
Community Justice Collaborating Council
May 22, 2019

- 1. Call to Order**
Meeting was called to order by Ben Wehmeier at 12:00 p.m.
- 2. Roll Call**
Members present: Ben Wehmeier, County Administrator; Lynn Forseth, Literacy Council Executive Director; Michael Wallace, President/CEO-Fort Healthcare; Cindy Hamre Incha, Clerk of Courts; Susan Happ, District Attorney; Dwayne Morris, County Supervisor. Sarah Rogge, Probation and Parole; J. Blair Ward, Corporation Counsel; Kendall Wick, Assistant Corporation Counsel; Sheriff Paul Milbrath and Jeffrey De La Rosa, Public Defender's Office.

Excused: Gail Scott, Health Department Director; Judge William F. Hue; Kathi Cauley, Human Services Director. Emily McFarland, Mayor of Watertown, Barb LeDuc, President/CEO, Opportunities, Inc. and Dale Lutz, Captain – Jefferson Police Department.

Others present: Craig Holler, CJCC/Treatment Court Coordinator; Kristi Gusse (WCS); Mary Wittwer, WCS and Judge Ben Brantmeier.
- 3. Certification of compliance with Open Meetings Law Requirements**
Wehmeier certified compliance with the Open Meetings Law.
- 4. Review and approve minutes from April 24, 2019**
Motion by Morris /Hamre Incha to approve the minutes from April 24, 2019. Motion passed 10-0.
- 5. Public Comment**
None
- 6. Report from CJCC/Treatment Coordinator (Holler)**
CJCC Coordinator Notes were provided. Holler reviewed the report. No action taken.
- 7. Update on Jefferson County Alcohol Treatment Court (JCATC) & Jefferson County Drug Treatment Court (JCDTC) outcomes (Gusse)**
Reports were provided for review. Gusse reviewed the report. No action taken.
- 8. Update on Secure Continuous Remote Alcohol Monitor (SCRAM) and Remote Breath (Gusse)**
Compliance Summary reports on SCRAM and Remote Breath were provided for the council to review. Gusse reviewed the information. No action taken.
- 9. Update from subcommittee on Alcohol Treatment Court Phasing Program Incentives to increase participation**
This was covered in the CJCC Coordinator report. No action taken.
- 10. Updates on Recidivism Council (Forseth)**
Forseth said they met with the Windows to Work Team from Dane County. They offer a 12-week curriculum for the jail. They may be heading in a different direction with the tablet technology currently used in the jail. No action taken.
- 11. Update on monthly jail data (JESO)**
No jail data was provided for review. No action taken.
- 12. Update on Opioid Litigation**
Wehmeier said that there is no update. No action taken.
- 13. Future Meeting dates:** June 26, 2019 at noon Graduation on July 17th
- 14. Future agenda items:**
 - Review and approve minutes from May 22, 2019
- 15. Adjourn**
Motion by Milbrath/Wick to adjourn at 12:28 p.m.

**JEFFERSON COUNTY DRUG TREATMENT COURT PROGRAM
WISCONSIN COMMUNITY SERVICES, INC.
May 2019 (TAD)**

YTD= Year to Date

PTD= Program to Date

Active Participants			
	Month	YTD	PTD
Referrals	2	13	84
Eligible	1	9	39
DA Denied	1	1	7
Clt Denied	0	0	0
Staffing Review			
Accepted	2	7	32
Denied	0	0	3
Waitlist	0	0	0
Case Resolved	0	0	0
Participants YTD:	18		
Participants PTD:	29		
Current caseload:	15		
New Participants:	1	YTD: 3	
Program Phase Levels:			
	Month		
Phase 1:	2		
Phase 2:	1		
Phase 3:	4		
Phase 4:	1		
Phase 5:	7		
	Month	YTD	PTD
Charge Type			
Felony	1	3	39

Other DTC Program Components			
Discharges from Program:			
	Month	YTD	PTD
Re-offended	0	0	1
Voluntary	0	0	2
Team Decision	0	0	5
Other	0	0	0
Incentives:	44	224	895
Sanctions:	23	64	268
Positive Tests:			
PBT's	2	3	4
UA's	1	10	68
Dilutions	0	0	0
Refusals	0	0	3
Community Service:	0	3	3

Drug Treatment Court Graduate Stats			
	Month	YTD	PTD
Graduations	0	3	6
Self-help Groups	0	353	672
PBTs	0	433	769
Positives	0	0	0
Drug Tests	0	461	819
Positives	0	4	6
Face to Face Contacts	0	98	158
Court Sessions	0	77	139
Average Length of Stay	0	445	412

Demographics			
	Month	YTD	PTD
Ethnicity			
Caucasian	14	17	26
African American	1	1	1
Asian	0	0	0
Hispanic	0	0	1
Native American	0	0	0
Other	0	0	1
Gender			
Male	7	9	14
Female	8	9	15
Age			
18 - 25	3	3	6
26 - 32	6	9	14
33 - 40	4	4	6
41 - 50	1	1	2
51+	1	1	1
Veterans	0	1	1

Graduates & Discharge Demographics						
Ethnicity	Graduates			Discharges		
	MO	YTD	PTD	MO	YTD	PTD
Caucasian	0	3	6	0	0	6
African American	0	0	0	0	0	0
Asian	0	0	0	0	0	0
Hispanic	0	0	0	0	0	1
Native American	0	0	0	0	0	0
Other	0	0	0	0	0	1
Gender						
Male	0	2	2	0	0	5
Female	0	1	4	0	0	3
Age						
18 - 25	0	0	0	0	0	3
26 - 32	0	3	5	0	0	3
33 - 40	0	0	1	0	0	1
41 - 50	0	0	0	0	0	1
51+	0	0	0	0	0	0

**JEFFERSON COUNTY ALCOHOL TREATMENT COURT PROGRAM
WISCONSIN COMMUNITY SERVICES, INC.
May 2019-3rd, 4th, 5th + offense**

Active Participants

	Month	YTD	PTD
<u>Staffing Review</u>			
Accepted	1	16	108
Denied	0	0	9
<u>Waitlist</u>			
Case Resolved	0	1	3
Participants YTD: 31			
Participants PTD: 95			
Current caseload: 19			
New Participants: 5 YTD: 10			
<u>Program Phase Levels:</u>			
	Month		
Phase 1:	10		
Phase 2:	4		
Phase 3:	3		
Phase 4:	2		
	Month	YTD	PTD
<u>SCRAM CAM</u>			
Completions	4	9	114
Violations	0	0	13
Alcohol	0	0	3
Tamper	0	0	10

Other ATC Program Components

<u>Discharges from Program:</u>			
	Month	YTD	PTD
Re-offended	0	0	1
Voluntary	0	0	6
Team Decision	0	0	4
Other	0	0	3
<u>Incentives:</u>	68	315	1850
<u>Sanctions:</u>	13	40	314
<u>Positive Tests:</u>			
PBT's	1	1	10
UA's	0	1	23
Dilutions	0	0	0
Refusals	0	0	1
<u>Community Service:</u>	0	0	2
<u>Program Donations:</u>	0	0	0

Alcohol Treatment Court Graduate Stats

	Month	YTD	PTD
Graduations	1	12	62
Jail Days Saved	113	2858	18592
Self-help Groups	102	1785	8969
PBTs	136	1989	9519
Positives	0	0	0
Drug Tests	0	223	628
Positives	0	9	9
Face to Face Contacts	31	423	2038
Court Sessions	16	215	1086
Average Length of Stay	345	404	386

Demographics

	Month	YTD	PTD
Ethnicity			
Caucasian	17	29	91
African American	1	1	1
Asian	0	0	0
Hispanic	1	1	3
Native American	0	0	0
Other	0	0	0
Gender			
Male	15	25	70
Female	4	6	25
Age			
18 - 25	1	1	3
26 - 32	2	3	17
33 - 40	6	9	21
41 - 50	6	13	36
51+	4	5	18
Veterans	4	4	11

Graduates & Discharge Demographics

Ethnicity	<u>Graduates</u>			<u>Discharges</u>		
	MO	YTD	PTD	MO	YTD	PTD
Caucasian	1	12	61	0	0	13
African American	0	0	0	0	0	0
Asian	0	0	0	0	0	0
Hispanic	0	0	1	0	0	1
Native American	0	0	0	0	0	0
Other	0	0	0	0	0	0
Gender						
Male	0	10	47	0	0	8
Female	1	2	15	0	0	6
Age						
18 - 25	0	0	1	0	0	1
26 - 32	0	1	12	0	0	3
33 - 40	0	3	14	0	0	1
41 - 50	0	7	23	0	0	7
51+	1	1	12	0	0	2



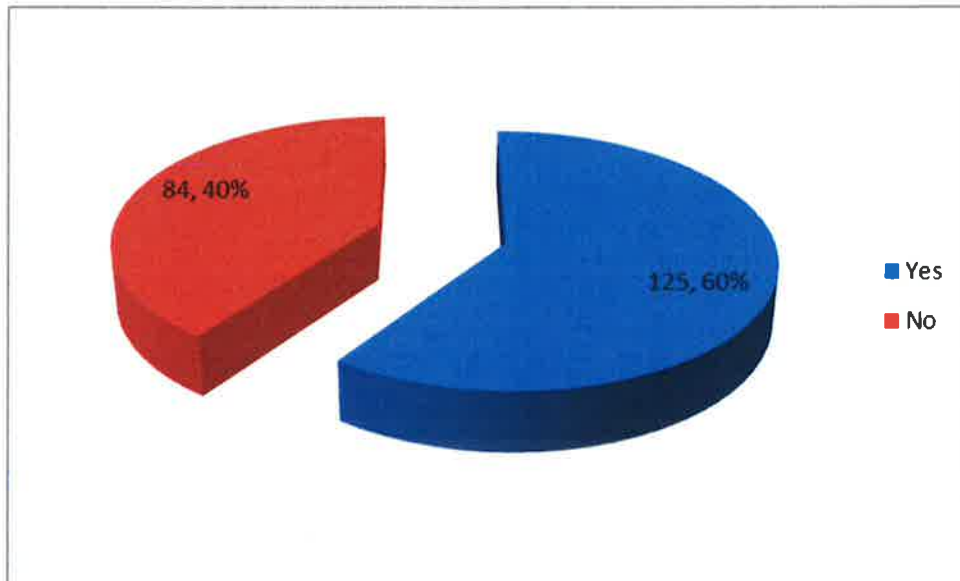
Agency	Total Clients Monitored	# of Compliant Clients	% of Compliant Clients	# of Clients with Confirmed Alerts	% of Non-Compliant Clients	# of Confirmed Alerts
Jefferson Pretrial (SCRAM)	78	65	83%	13	17%	20
Jefferson Pretrial (Remote Breath)	2	2	100%	0	0%	0
Jefferson Pretrial (GPS)	4	4	100%	0	0%	0
Jefferson ATC (SCRAM)	16	15	94%	1	6%	3
Jefferson ATC (Remote Breath)	0	0	100%	0	0%	0
Jefferson DTC (SCRAM)	2	2	100%	0	0%	0
Totals:	102	88	88%	14	12%	23

Agency	# of Confirmed Alerts
Pre-Trial	20
Jefferson ATC	3
Totals:	23

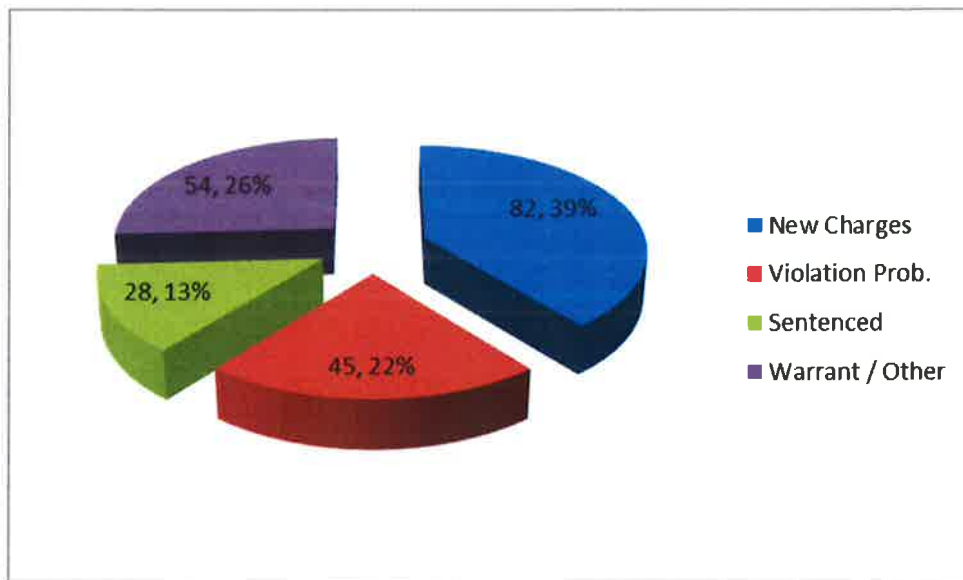
Alerts	# of Confirmed Alerts
Confirmed Alcohol Consumptions	10
Confirmed Tamperers	13
Missed Tests (Remote Breath)	0
Zone Violation (GPS)	0
Totals:	23

Clients Year to Date 2019	Pretrial	ATC	DTC
Injury by Intoxicated Use of Vehicle	1		
OWI Cause Injury	3		
OWI 7th, 8th, 9th	2		
OWI 5th or 6th	12	6	
OWI 4th	14	3	
OWI 3rd	35	6	
OWI 2nd	1	1	
Stalking			
Disorderly Conduct	1		
Strangulation/Suffocation/DV	3		
Bail-Jumping	1		1
Possession of Narcotic	3		
Battery	3		
2nd Degree Sexual Assault	1		
Operate with Rescinded	1		
Operate Firearm	1		
Possess/Illegally Obtained Script			
Battery or Threat to Judge	1		
Misappropriate ID Info			1
Neglect a Child	1		
Totals	84	16	2

RE- INCARCERATION MAY 2019

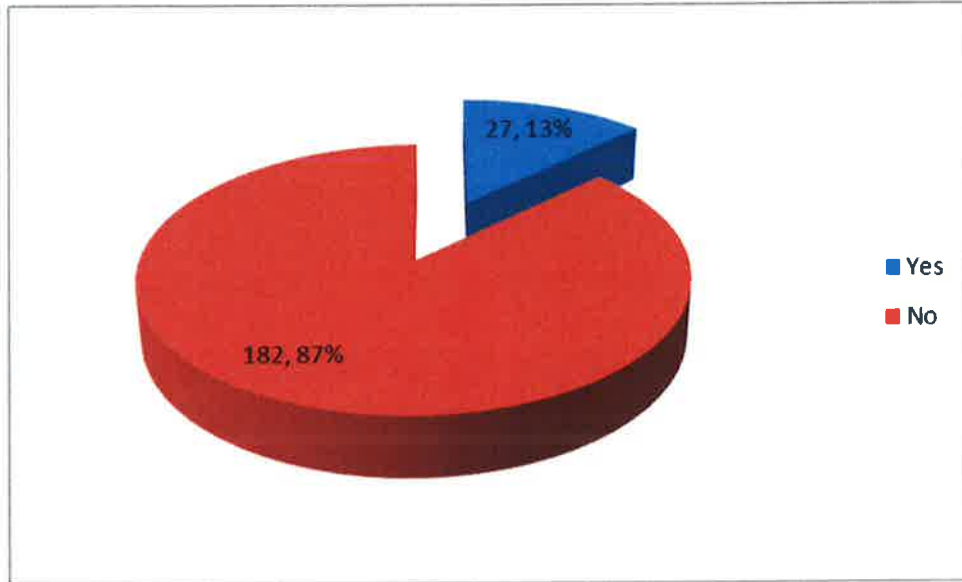


BEEN INCARCERATED WITHIN LAST 3 YEARS

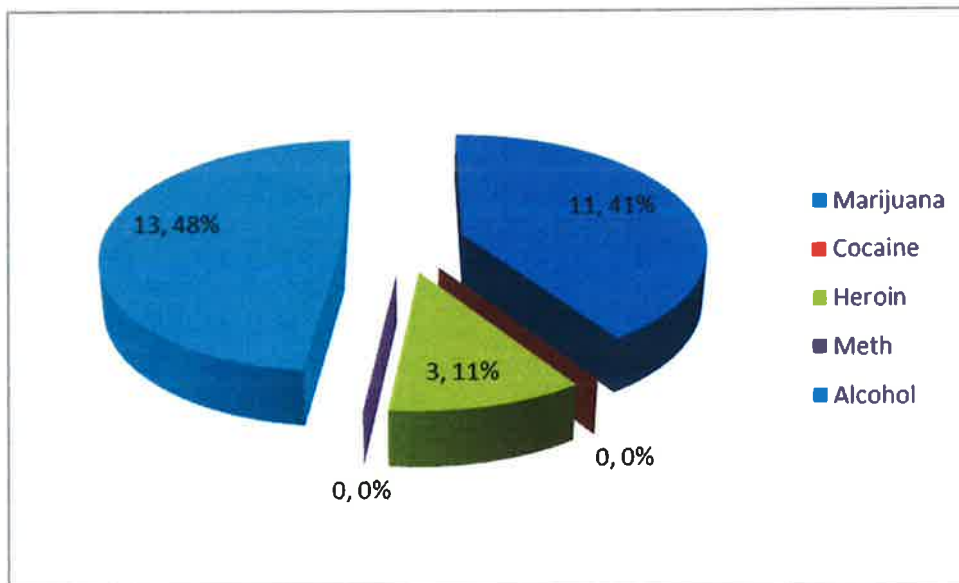


REASON FOR INCARCERATION

RE- INCARCERATION MAY 2019

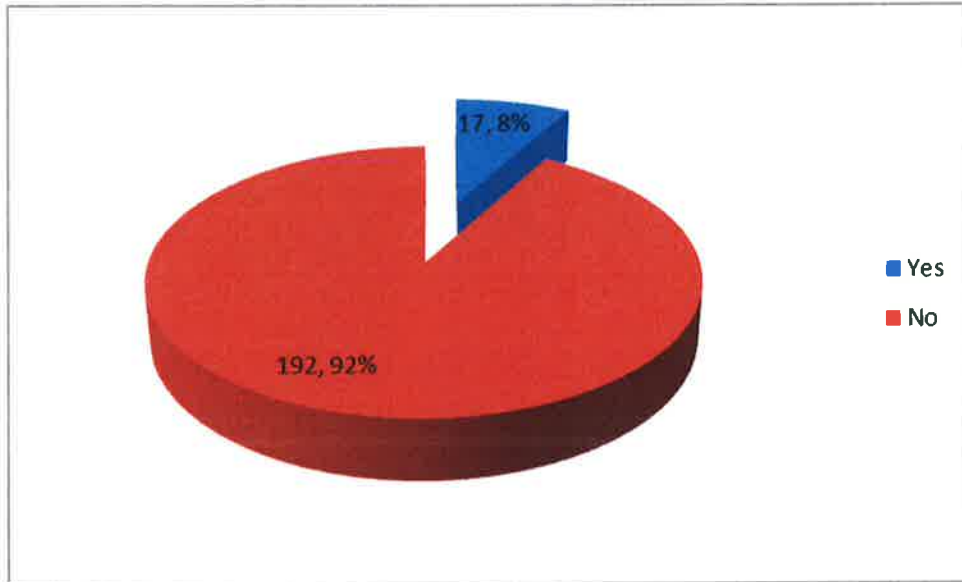


DRUGS OR ALCOHOL RELATED

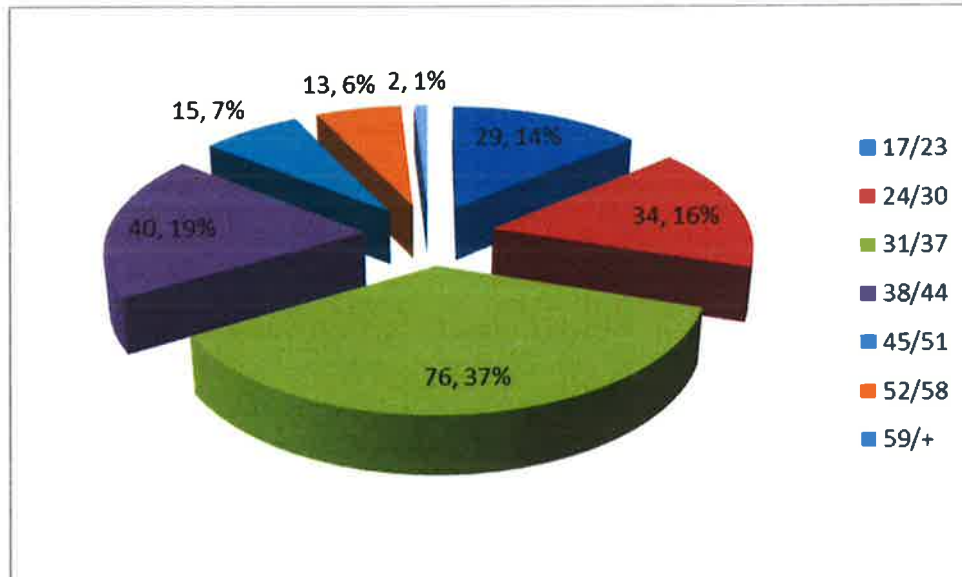


TYPE OF SUBSTANCE USED

RE- INCARCERATION MAY 2019

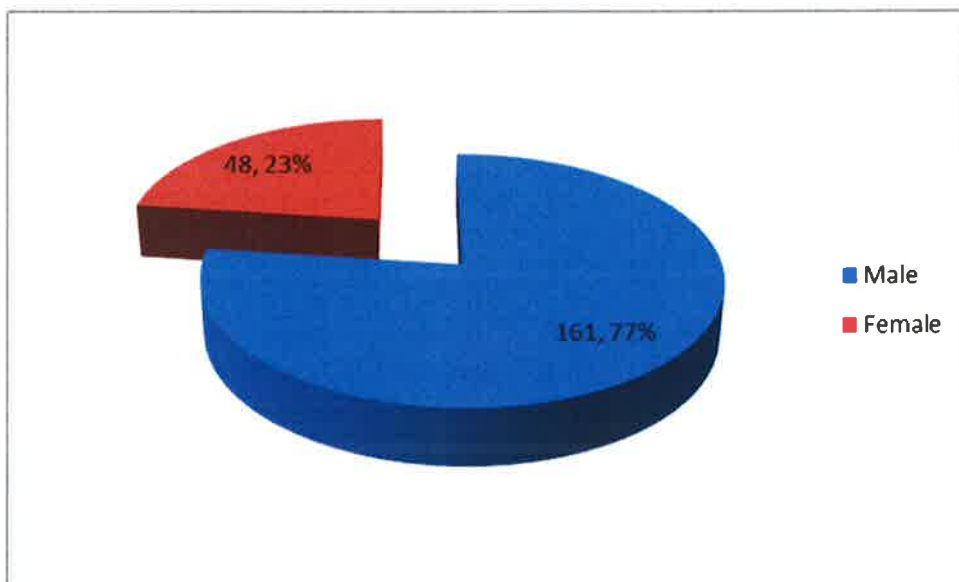


UNDER INFLUENCE AT BOOKING

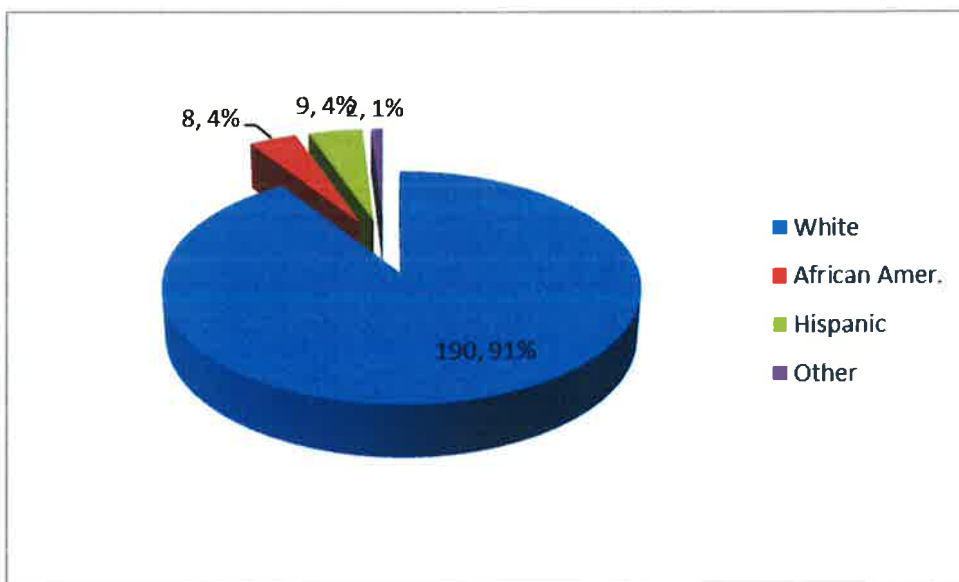


AGE PROFILE

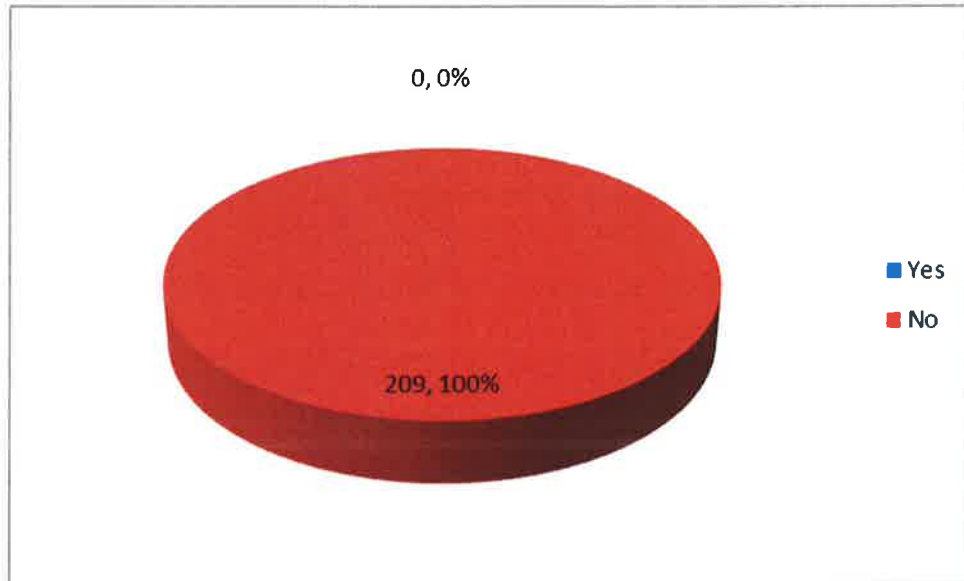
RE- INCARCERATION MAY 2019




GENDER PROFILE



ETHNIC PROFILE

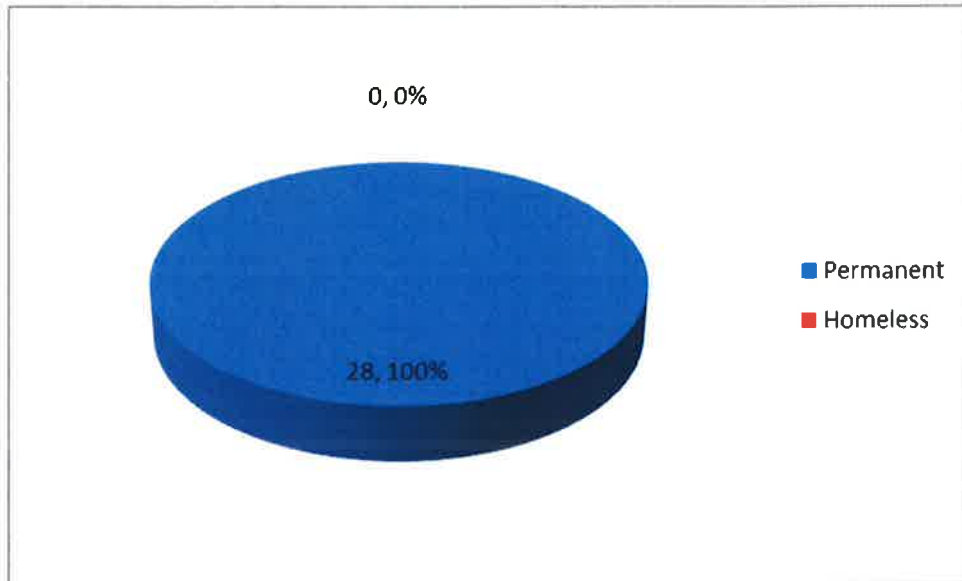


WEAPONS USED

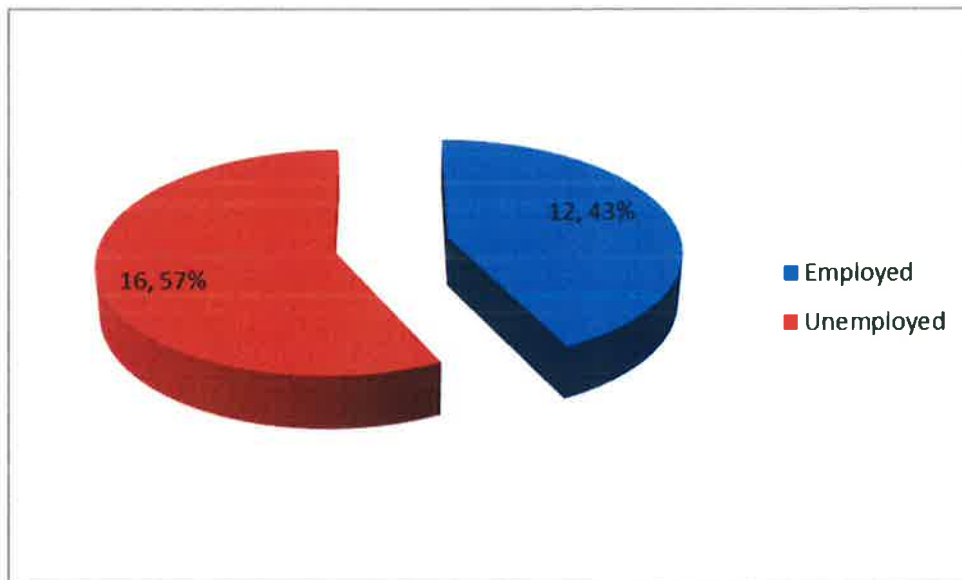


TYPE OF WEAPON

RE- INCARCERATION MAY 2019

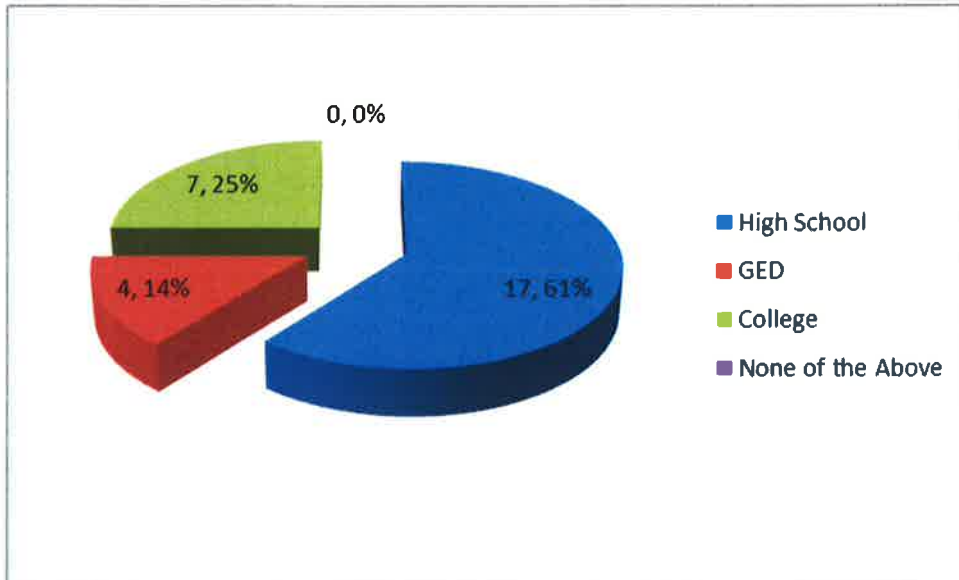


HOUSING



EMPLOYMENT STATUS

RE- INCARCERATION MAY 2019



EDUCATION LEVEL

Jail nursing stats for the month of May:

- Jail MD saw 4 inmates reference mental health issues
- Jail nurses saw 9 inmates reference mental health issues
- 67 inmates are prescribed psychotropic medication
- 28 inmates went through Opiate/Benzo/Meth withdrawals
- 2 inmates went through alcohol withdrawals
- The nursing staff saw 316 inmates during the month of May