

**Committee Members**

*William F. Hue*  
Circuit Court Judge

*Dwayne Morris*  
County Board Supervisor

*Susan Happ*  
District Attorney

*Paul Milbrath*  
Sheriff

*Cindy Hamre Incha*  
Clerk of Circuit Court

*Emily McFarland*  
Mayor – City of Watertown

*Jeffrey De La Rosa*  
Public Defender's Office

*Sarah Rogge*  
Department of Corrections

*Ben Wehmeier*  
County Administrator

*Kathi Cauley*  
Human Services Director

*J. Blair Ward*  
Corporation Counsel

*Lynn Forseth*  
Literacy Council Executive Director

*Dale Lutz*  
Chiefs & Sheriff Assn. Representative

*Barbara LeDuc*  
President/CEO-Opportunities, Inc.

*Michael Wallace*  
President/CEO-Fort Healthcare

*Gail Scott*  
Health Department Director

*Kendall Wick*  
Child Support Agency Representative

**AGENDA**

**JEFFERSON COUNTY  
COMMUNITY JUSTICE COLLABORATING COUNCIL (CJCC)**

Jefferson County Courthouse – Room #202  
311 S. Center Avenue  
Jefferson, WI 53549

**Wednesday, July 24, 2019 at 12:00 noon**

1. Call to order.
2. Roll call.
3. Certification of compliance with the open meetings law.
4. Review and approve minutes from June 26, 2019 meeting.
5. Public comment. (Members of the public who wish to address the committee on specific agenda items must register their request at this time)
6. Report from CJCC/Treatment Coordinator (Holler).
7. Update on Jefferson County Alcohol Treatment Court (JCATC) & Jefferson County Drug Treatment Court (JCDTC) outcomes. (Kristy Gusse)
8. Update on Secure Continuous Remote Alcohol Monitor (SCRAM) and Remote Breath. (Kristy Gusse)
9. Update from subcommittee on Alcohol Treatment Court Phasing Program incentives to increase participation.
10. Update on Recidivism Council. (Forseth)
11. Update on monthly jail data. (JESO)
12. Update on Opioid Litigation.
13. Future meeting dates:
 

August 28, 2019	12:00 noon
September 25, 2019	12:00 noon
14. Future agenda items.
15. Adjourn.

A quorum of any Jefferson County Committee, Board, Commission or other body, including the Jefferson County Board of Supervisors, may be present at this meeting.

Individuals requiring special accommodations for attendance at the meeting should contact the County Administrator 24 hours prior to the meeting at 920-674-7101 so appropriate arrangements can be made.

**MINUTES**  
**Community Justice Collaborating Council**  
**June 26, 2019**

**1. Call to Order**

Meeting was called to order by Ben Wehmeier at 12:00 p.m.

**2. Roll Call**

Members present: Judge William F. Hue; Susan Happ, District Attorney; Sheriff Paul Milbrath; Cindy Hamre Incha, Clerk of Courts; Jeffrey De La Rosa, Public Defender's Office; Sarah Rogge, Probation and Parole; Ben Wehmeier, County Administrator; J. Blair Ward, Corporation Counsel; Lynn Forseth, Literacy Council Executive Director; Barb LeDuc, President/CEO, Opportunities, Inc. and Kendall Wick, Assistant Corporation Counsel.

Excused: Michael Wallace, President/CEO-Fort Healthcare; Gail Scott, Health Department Director; Dale Lutz, Captain – Jefferson Police Department and Emily McFarland, Mayor of Watertown,

Absent: Dwayne Morris, County Supervisor; Kathi Cauley, Human Services Director

Others present: Craig Holler, CJCC/Treatment Court Coordinator; Mary Wittwer, (WCS); Emi Reiner, Health Department; Holly Pagel, Human Services and Elizabeth Chilsen, Health Department.

**3. Certification of compliance with Open Meetings Law Requirements**

Wehmeier certified compliance with the Open Meetings Law.

**4. Review and approve minutes from May 22, 2019**

Motion by Milbrath/DeLaRosa to approve the minutes from May 22, 2019. Motion passed 12-0.

**5. Public Comment**

None

**6. Report from CJCC/Treatment Coordinator (Holler)**

CJCC Coordinator Notes were provided. Holler reviewed the report. No action taken.

**7. Discussion and possible action to amend the Treatment Court Policies concerning eligibility criteria, alternative to revocation cases and eligibility screening and entry process**

Amendments to the Treatment Court Policies were included in the CJCC Report.

Motion by Wehmeier/DeLaRosa to approve the amendments to the Treatment Court Policies as proposed. Motion passed 12-0.

**8. Update on Jefferson County Alcohol Treatment Court (JCATC) & Jefferson County Drug Treatment Court (JCDTC) outcomes**

Reports were provided for review. Wittwer reviewed the reports. No action taken.

**9. Update on Secure Continuous Remote Alcohol Monitor (SCRAM) and Remote Breath**

Compliance Summary reports on SCRAM and Remote Breath were provided for the council to review. Wittwer reviewed the information. No action taken.

**10. Update from subcommittee on Alcohol Treatment Court Phasing Program Incentives to increase participation**

Treatment Court Phasing Program Incentives were covered in the CJCC Coordinator report. The Treatment Court Team will develop criteria for review.

Motion by Wehmeier/Rogge to send this back to the subcommittee to develop guidelines and criteria. Motion passed 12-0.

**11. Updates on Recidivism Council (Forseth)**

No action taken.

**12. Update on monthly jail data (JESO)**

Jail data was provided for review. No action taken.

**13. Update on Opioid Litigation**

No action taken.

**14. Future Meeting dates:** July 24, 2019 at noon and August 28, 2019 at noon

**15. Future agenda items:**

- Review and approve minutes from June 26, 2019

**16. Adjourn**

Adjourned at 12:57 p.m.

**JEFFERSON COUNTY ALCOHOL TREATMENT COURT PROGRAM  
WISCONSIN COMMUNITY SERVICES, INC.  
June 2019-3<sup>rd</sup> offense**

<b>Active Participants</b>			
	Month	YTD	PTD
<b>Staffing Review</b>			
Accepted	2	12	54
Denied	0	0	3
<b>Waitlist</b>	0	0	0
<b>Case Resolved</b>	0	1	3
<b>Participants YTD: 14</b>			
<b>Participants PTD: 42</b>			
<b>Current caseload: 9</b>			
<b>New Participants: 1</b>		<b>YTD: 7</b>	
<b>Program Phase Levels:</b>			
	Month		
Phase 1:	6		
Phase 2:	1		
Phase 3:	1		
Phase 4:	1		
	Month	YTD	PTD
<b>SCRAM</b>			
Completions	4	7	59
Violations	0	0	2
Alcohol	0	0	0
Tamper	0	0	2

<b>Demographics</b>			
Ethnicity	Month	YTD	PTD
Caucasian	8	13	40
African American	0	0	0
Asian	0	0	0
Hispanic	1	1	2
Native American	0	0	0
Other	0	0	0
Gender			
Male	7	11	30
Female	2	3	12
Age			
18 – 25	1	1	2
26 – 32	1	2	11
33 – 40	4	6	9
41 – 50	2	3	14
51+	1	2	6
Veterans	0	0	2

<b>Other ATC Program Components</b>			
<b>Discharges from Program:</b>			
	Month	YTD	PTD
Re-offended	0	0	1
Voluntary	0	0	4
Team Decision	0	0	2
Other	0	0	1
<b>Incentives:</b>	<b>34</b>	<b>130</b>	<b>735</b>
<b>Sanctions:</b>	<b>4</b>	<b>13</b>	<b>810</b>
<b>Positive Tests:</b>			
PBT's	0	0	6
UA's	0	0	9
Dilutions	0	0	0
Refusals	0	0	0
<b>Community Service:</b>	<b>0</b>	<b>0</b>	<b>2</b>
<b>Program Donations:</b>	<b>0</b>	<b>0</b>	<b>0</b>

<b>Alcohol Treatment Court Graduate Stats</b>			
	Month	YTD	PTD
Graduations	0	5	25
Jail Days Saved	0	721	4112
Self-help Groups	0	591	2960
PBTs	0	806	3670
Positives	0	0	0
Drug Tests	0	61	231
Positives	0	2	2
Face to Face Contacts	0	156	781
Court Sessions	0	86	430
Average Length of Stay	0 days	383 days	395 days

<b>Graduates &amp; Discharge Demographics</b>						
Ethnicity	Graduates			Discharges		
	MO	YTD	PTD	MO	YTD	PTD
Caucasian	0	5	25	0	0	7
African American	0	0	0	0	0	0
Asian	0	0	0	0	0	0
Hispanic	0	0	0	0	0	1
Native American	0	0	0	0	0	0
Other	0	0	0	0	0	0
Gender						
Male	0	4	17	0	0	6
Female	0	1	8	0	0	2
Age						
18 – 25	0	0	0	0	0	1
26 – 32	0	1	8	0	0	2
33 – 40	0	2	5	0	0	0
41 – 50	0	1	9	0	0	3
51+	0	1	3	0	0	2

**JEFFERSON COUNTY ALCOHOL TREATMENT COURT PROGRAM  
WISCONSIN COMMUNITY SERVICES, INC.**

June 2019-4<sup>th</sup> offense

<b>Active Participants</b>			
	Month	YTD	PTD
<b>Staffing Review</b>			
Accepted	0	4	32
Denied	0	0	6
Waitlist	0	0	0
Case Resolved	0	0	0
<b>Participants YTD: 9</b>			
<b>Participants PTD: 27</b>			
<b>Current caseload: 4</b>			
<b>New Participants: 0                      YTD: 1</b>			
<b>Program Phase Levels:</b>			
	Month		
Phase 1:	0		
Phase 2:	2		
Phase 3:	1		
Phase 4:	1		
	Month	YTD	PTD
<b>SCRAM CAM</b>			
Completions	0	1	29
Violations	0	0	7
Alcohol	0	0	2
Tamper	0	0	5

<b>Other ATC Program Components</b>			
<b>Discharges from Program:</b>			
	Month	YTD	PTD
Re-offended	0	0	0
Voluntary	0	0	2
Team Decision	0	0	1
Other	0	0	1
<b>Incentives:</b>	<b>18</b>	<b>130</b>	<b>594</b>
<b>Sanctions:</b>	<b>4</b>	<b>25</b>	<b>109</b>
<b>Positive Tests:</b>			
PBT's	0	1	4
UA's	0	1	5
Dilutions	0	0	0
Refusals	0	0	0
<b>Community Service:</b>	<b>0</b>	<b>0</b>	<b>0</b>
<b>Program Donations:</b>	<b>0</b>	<b>0</b>	<b>0</b>

<b>Alcohol Treatment Court Graduate Stats</b>			
	Month	YTD	PTD
Graduations	0	5	19
Jail Days Saved	0	1176	5088
Self-help Groups	0	687	2759
PBTs	0	748	2938
Positives	0	0	0
Drug Tests	0	0	146
Positives	0	0	0
Face to Face Contacts	0	163	622
Court Sessions	0	80	337
Average Length of Stay	0	357	377

<b>Demographics</b>			
	Month	YTD	PTD
<b>Ethnicity</b>			
Caucasian	4	9	26
African American	0	0	0
Asian	0	0	0
Hispanic	0	0	1
Native American	0	0	0
Other	0	0	0
<b>Gender</b>			
Male	2	6	19
Female	2	3	8
<b>Age</b>			
18 - 25	0	0	1
26 - 32	1	1	6
33 - 40	2	3	9
41 - 50	1	5	8
51+	0	0	3
<b>Veterans</b>	<b>1</b>	<b>1</b>	<b>1</b>

<b>Graduates &amp; Discharge Demographics</b>						
Ethnicity	Graduates			Discharges		
	MO	YTD	PTD	MO	YTD	PTD
Caucasian	0	5	18	0	0	4
African American	0	0	0	0	0	0
Asian	0	0	0	0	0	0
Hispanic	0	0	1	0	0	0
Native American	0	0	0	0	0	0
Other	0	0	0	0	0	0
<b>Gender</b>						
Male	0	4	15	0	0	2
Female	0	1	4	0	0	2
<b>Age</b>						
18 - 25	0	0	1	0	0	0
26 - 32	0	0	4	0	0	1
33 - 40	0	1	6	0	0	1
41 - 50	0	4	5	0	0	2
51+	0	0	3	0	0	0

**JEFFERSON COUNTY ALCOHOL TREATMENT COURT PROGRAM  
WISCONSIN COMMUNITY SERVICES, INC.**

June 2019-5<sup>th</sup> + offense

<b>Active Participants</b>			
	Month	YTD	PTD
<b>Staffing Review</b>			
Accepted	0	1	27
Denied	0	0	1
<b>Waitlist</b>			
Case Resolved	0	0	0
<b>Participants YTD: 9</b>			
<b>Participants PTD: 27</b>			
<b>Current caseload: 7</b>			
<b>New Participants: 0</b>		<b>YTD: 3</b>	
<b>Program Phase Levels:</b>			
	Month		
Phase 1:	3		
Phase 2:	0		
Phase 3:	3		
Phase 4:	1		
	Month	YTD	PTD
<b>SCRAM CAM</b>			
Completions	0	5	29
Violations	0	0	4
Alcohol	0	0	1
Tamper	0	0	3

<b>Demographics</b>			
	Month	YTD	PTD
<b>Ethnicity</b>			
Caucasian	6	8	26
African American	1	1	1
Asian	0	0	0
Hispanic	0	0	0
Native American	0	0	0
Other	0	0	0
<b>Gender</b>			
Male	7	9	22
Female	0	0	5
<b>Age</b>			
18 – 25	0	0	0
26 – 32	0	0	0
33 – 40	1	1	4
41 – 50	3	5	14
51+	3	3	9
<b>Veterans</b>			
	2	2	5

<b>Other ATC Program Components</b>			
<b>Discharges from Program:</b>			
	Month	YTD	PTD
Re-offended	0	0	0
Voluntary	0	0	0
Involuntary	0	0	1
Other	0	0	1
<b>Incentives:</b>	<b>21</b>	<b>128</b>	<b>579</b>
<b>Sanctions:</b>	<b>2</b>	<b>12</b>	<b>82</b>
<b>Positive Tests:</b>			
PBT's	5	5	5
UA's	2	2	11
Dilutions	0	0	0
Refusals	0	0	1
<b>Community Service:</b>	<b>0</b>	<b>0</b>	<b>0</b>
<b>Program Donations:</b>	<b>0</b>	<b>0</b>	<b>0</b>

<b>Alcohol Treatment Court Graduate Stats</b>			
	Month	YTD	PTD
<b>Graduations</b>	<b>0</b>	<b>2</b>	<b>18</b>
<b>Jail Days Saved</b>	<b>0</b>	<b>961</b>	<b>9392</b>
<b>Self-help Groups</b>	<b>0</b>	<b>507</b>	<b>3250</b>
<b>PBTs</b>	<b>0</b>	<b>415</b>	<b>2855</b>
Positives	0	0	0
<b>Drug Tests</b>	<b>0</b>	<b>162</b>	<b>251</b>
Positives	0	7	7
<b>Face to Face Contacts</b>	<b>0</b>	<b>104</b>	<b>665</b>
<b>Court Sessions</b>	<b>0</b>	<b>49</b>	<b>319</b>
<b>Average Length of Stay</b>	<b>0</b>	<b>575</b>	<b>383</b>

<b>Graduates &amp; Discharge Demographics</b>						
Ethnicity	Graduates			Discharges		
	MO	YTD	PTD	MO	YTD	PTD
Caucasian	0	2	18	0	0	2
African American	0	0	0	0	0	0
Asian	0	0	0	0	0	0
Hispanic	0	0	0	0	0	0
Native American	0	0	0	0	0	0
Other	0	0	0	0	0	0
<b>Gender</b>						
Male	0	2	15	0	0	0
Female	0	0	3	0	0	2
<b>Age</b>						
18 – 25	0	0	0	0	0	0
26 – 32	0	0	0	0	0	0
33 – 40	0	0	3	0	0	0
41 – 50	0	2	9	0	0	2
51+	0	0	6	0	0	0

**JEFFERSON COUNTY ALCOHOL TREATMENT COURT PROGRAM  
WISCONSIN COMMUNITY SERVICES, INC.  
April-June 2019-3<sup>rd</sup>, 4<sup>th</sup>, 5<sup>th</sup> + offense**

<b>Active Participants</b>			
	Month	YTD	PTD
<b>Staffing Review</b>			
Accepted	8	18	110
Denied	0	0	9
<b>Waitlist</b>			
Case Resolved	0	1	3
<b>Participants YTD: 32</b>			
<b>Participants PTD: 96</b>			
<b>Current caseload: 20</b>			
<b>New Participants: 9</b>		<b>YTD: 11</b>	
<b>Program Phase Levels:</b>			
	Month		
Phase 1:	9		
Phase 2:	3		
Phase 3:	5		
Phase 4:	3		
<b>SCRAM CAM</b>			
	Month	YTD	PTD
Completions	8	13	118
Violations	0	0	13
Alcohol Tamper	0	0	3
			10

<b>Other ATC Program Components</b>			
<b>Discharges from Program:</b>			
	Month	YTD	PTD
Re-offended	0	0	1
Voluntary	0	0	6
Team Decision	0	0	4
Other	0	0	3
<b>Incentives:</b>	<b>187</b>	<b>388</b>	<b>1923</b>
<b>Sanctions:</b>	<b>32</b>	<b>50</b>	<b>324</b>
<b>Positive Tests:</b>			
PBT's	6	6	15
UA's	3	3	25
Dilutions	0	0	0
Refusals	0	0	1
<b>Community Service:</b>	<b>1</b>	<b>1</b>	<b>3</b>
<b>Program Donations:</b>	<b>0</b>	<b>0</b>	<b>0</b>

<b>Alcohol Treatment Court Graduate Stats</b>			
	Month	YTD	PTD
<b>Graduations</b>	<b>3</b>	<b>12</b>	<b>62</b>
Jail Days Saved	565	2858	18592
Self-help Groups	380	1785	8969
PBTs	437	1989	9519
Positives	0	0	0
Drug Tests	0	223	628
Positives	0	9	9
Face to Face Contacts	97	423	2038
Court Sessions	48	215	1086
Average Length of Stay	351	404	386

<b>Demographics</b>			
	Month	YTD	PTD
<b>Ethnicity</b>			
Caucasian	18	30	92
African American	1	1	1
Asian	0	0	0
Hispanic	1	1	3
Native American	0	0	0
Other	0	0	0
<b>Gender</b>			
Male	16	26	71
Female	4	6	25
<b>Age</b>			
18 - 25	1	1	3
26 - 32	2	3	17
33 - 40	7	10	22
41 - 50	6	13	36
51+	4	5	18
Veterans	4	4	11

<b>Graduates &amp; Discharge Demographics</b>						
Ethnicity	Graduates			Discharges		
	MO	YTD	PTD	MO	YTD	PTD
Caucasian	3	12	61	0	0	13
African American	0	0	0	0	0	0
Asian	0	0	0	0	0	0
Hispanic	0	0	1	0	0	1
Native American	0	0	0	0	0	0
Other	0	0	0	0	0	0
<b>Gender</b>						
Male	2	10	47	0	0	8
Female	1	2	15	0	0	6
<b>Age</b>						
18 - 25	0	0	1	0	0	1
26 - 32	0	1	12	0	0	3
33 - 40	0	3	14	0	0	1
41 - 50	2	7	23	0	0	7
51+	1	1	12	0	0	2

**JEFFERSON COUNTY DRUG TREATMENT COURT PROGRAM  
WISCONSIN COMMUNITY SERVICES, INC.  
June 2019 (TAD)**

\*\*YTD= Year to Date\*\*

\*\*PTD= Program to Date\*\*

<u>Active Participants</u>			
	Month	YTD	PTD
<u>Referrals</u>	4	17	88
Eligible	3	12	42
DA Denied	0	1	8
Clt Denied	0	0	0
<u>Staffing Review</u>			
Accepted	2	9	34
Denied	0	0	3
<u>Waitlist</u>	0	0	0
Case Resolved	0	0	0
<u>Participants YTD:</u>	20		
<u>Participants PTD:</u>	31		
<u>Current caseload:</u>	12		
<u>New Participants:</u>	2		YTD: 5
<u>Program Phase Levels:</u>	Month		
Phase 1:	2		
Phase 2:	3		
Phase 3:	2		
Phase 4:	2		
Phase 5:	3		
	Month	YTD	PTD
<u>Charge Type</u>			
Felony	2	5	41

<u>Demographics</u>			
	Month	YTD	PTD
<u>Ethnicity</u>			
Caucasian	11	19	28
African American	1	1	1
Asian	0	0	0
Hispanic	0	0	1
Native American	0	0	0
Other	0	0	1
<u>Gender</u>			
Male	6	11	16
Female	6	9	15
<u>Age</u>			
18 - 25	2	3	6
26 - 32	4	9	14
33 - 40	4	5	7
41 - 50	2	2	3
51+	0	1	1
<u>Veterans</u>	0	1	1

<u>Other DTC Program Components</u>			
<u>Discharges from Program:</u>			
	Month	YTD	PTD
Re-offended	0	0	1
Voluntary	1	1	3
Team Decision	0	0	5
Other	0	0	0
<u>Incentives:</u>	67	291	962
<u>Sanctions:</u>	0	64	268
<u>Positive Tests:</u>			
PBT's	0	3	4
UA's	2	12	70
Dilutions	0	0	0
Refusals	0	0	3
<u>Community Service:</u>	0	3	3

<u>Drug Treatment Court Graduate Stats</u>			
	Month	YTD	PTD
<u>Graduations</u>	4	7	10
<u>Self-help Groups</u>	534	887	1206
<u>PBTs</u>	629	672	1398
Positives	0	0	0
<u>Drug Tests</u>	534	995	1353
Positives	0	4	6
<u>Face to Face Contacts</u>	78	176	236
<u>Court Sessions</u>	91	168	230
<u>Average Length of Stay</u>	446	446	426

<u>Graduates &amp; Discharge Demographics</u>						
Ethnicity	<u>Graduates</u>			<u>Discharges</u>		
	MO	YTD	PTD	MO	YTD	PTD
Caucasian	4	7	10	1	1	7
African American	0	0	0	0	0	0
Asian	0	0	0	0	0	0
Hispanic	0	0	0	0	0	1
Native American	0	0	0	0	0	0
Other	0	0	0	0	0	1
<u>Gender</u>						
Male	2	4	4	1	1	6
Female	2	3	6	0	0	3
<u>Age</u>						
18 - 25	0	0	0	1	1	4
26 - 32	2	5	7	0	0	3
33 - 40	1	1	2	0	0	1
41 - 50	0	0	0	0	0	1
51+	1	1	1	0	0	0



**JEFFERSON COUNTY DRUG TREATMENT COURT PROGRAM  
WISCONSIN COMMUNITY SERVICES, INC.  
April-June 2019 (TAD)**

\*\*YTD= Year to Date\*\*

\*\*PTD= Program to Date\*\*

<u>Active Participants</u>			
	Month	YTD	PTD
<b>Referrals</b>	10	17	88
<b>Eligible</b>	8	12	42
<b>DA Denied</b>	1	1	8
<b>Clt Denied</b>	0	0	0
<b>Staffing Review</b>			
<b>Accepted</b>	5	9	34
<b>Denied</b>	0	0	3
<b>Waitlist</b>			
<b>Case Resolved</b>	0	0	0
<b>Participants YTD: 20</b>			
<b>Participants PTD: 31</b>			
<b>Current caseload: 12</b>			
<b>New Participants: 3</b> YTD: 5			
<b>Program Phase Levels:</b>			
	Month		
Phase 1:	2		
Phase 2:	3		
Phase 3:	2		
Phase 4:	2		
Phase 5:	3		
	Month	YTD	PTD
<b>Charge Type</b>			
<b>Felony</b>	3	5	41

<u>Other DTC Program Components</u>			
<u>Discharges from Program:</u>			
	Month	YTD	PTD
Re-offended	0	0	1
Voluntary	1	1	3
Team Decision	0	0	5
Other	0	0	0
<b>Incentives:</b>	155	291	962
<b>Sanctions:</b>	31	64	268
<b>Positive Tests:</b>			
PBT's	3	3	4
UA's	8	12	70
Dilutions	0	0	0
Refusals	0	0	3
<b>Community Service:</b>	0	3	3

<u>Drug Treatment Court Graduate Stats</u>			
	Month	YTD	PTD
<b>Graduations</b>	4	7	10
<b>Self-help Groups</b>	534	887	1206
<b>PBTs</b>	629	672	1398
Positives	0	0	0
<b>Drug Tests</b>	534	995	1353
Positives	0	4	6
<b>Face to Face Contacts</b>	78	176	236
<b>Court Sessions</b>	91	168	230
<b>Average Length of Stay</b>	446	446	426

<u>Demographics</u>			
	Month	YTD	PTD
<b>Ethnicity</b>			
Caucasian	11	19	28
African American	1	1	1
Asian	0	0	0
Hispanic	0	0	1
Native American	0	0	0
Other	0	0	1
<b>Gender</b>			
Male	6	11	16
Female	6	9	15
<b>Age</b>			
18 – 25	2	3	6
26 – 32	4	9	14
33 – 40	4	5	7
41 – 50	2	2	3
51+	0	1	1
<b>Veterans</b>	0	1	1

<u>Graduates &amp; Discharge Demographics</u>						
Ethnicity	Graduates			Discharges		
	MO	YTD	PTD	MO	YTD	PTD
Caucasian	4	7	10	1	1	7
African American	0	0	0	0	0	0
Asian	0	0	0	0	0	0
Hispanic	0	0	0	0	0	1
Native American	0	0	0	0	0	0
Other	0	0	0	0	0	1
<b>Gender</b>						
Male	2	4	4	1	1	6
Female	2	3	6	0	0	3
<b>Age</b>						
18 – 25	0	0	0	1	1	4
26 – 32	2	5	7	0	0	3
33 – 40	1	1	2	0	0	1
41 – 50	0	0	0	0	0	1
51+	1	1	1	0	0	0

Agency	Total Clients Monitored	# of Compliant Clients	% of Compliant Clients	# of Clients with Confirmed Alerts	% of Non-Compliant Clients	# of Confirmed Alerts
Jefferson Pretrial (SCRAM)	80	67	84%	13	16%	20
Jefferson Pretrial (Remote Breath)	2	2	100%	0	0%	0
Jefferson Pretrial (GPS)	4	4	100%	0	0%	0
Jefferson ATC (SCRAM)	21	20	95%	1	5%	3
Jefferson ATC (Remote Breath)	0	0	100%	0	0%	0
Jefferson DTC (SCRAM)	2	2	100%	0	0%	0
<b>Totals:</b>	<b>109</b>	<b>95</b>	<b>87%</b>	<b>14</b>	<b>13%</b>	<b>23</b>

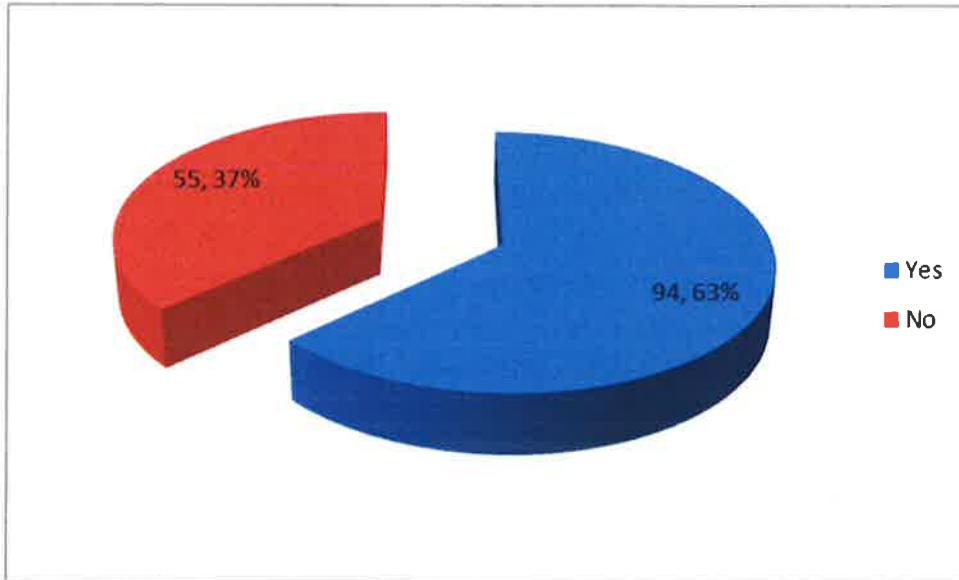
Agency	# of Confirmed Alerts
Pre-Trial	20
Jefferson ATC	3
<b>Totals:</b>	<b>23</b>

Alerts	# of Confirmed Alerts
Confirmed Alcohol Consumptions	10
Confirmed Tamperers	13
Missed Tests (Remote Breath)	0
Zone Violation (GPS)	0
<b>Totals:</b>	<b>23</b>

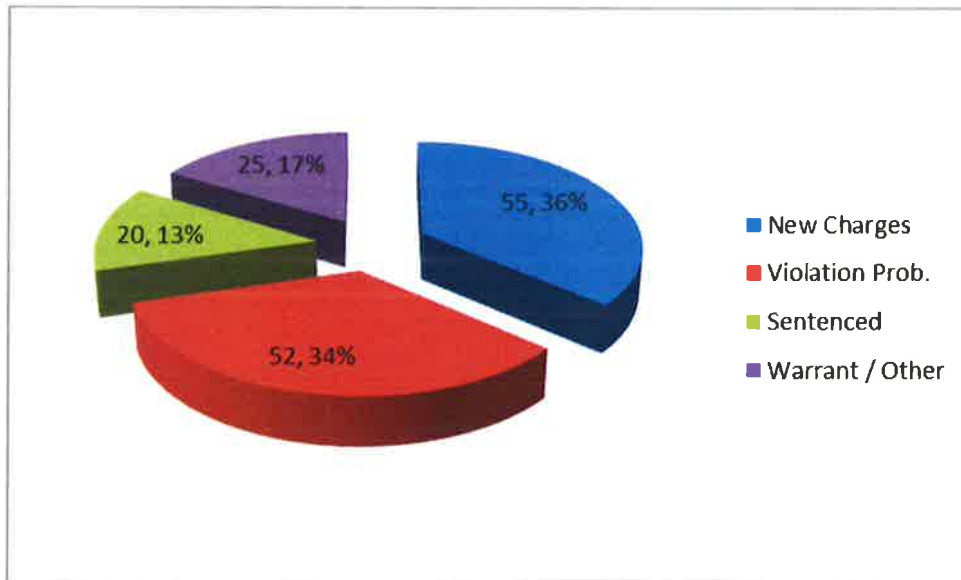
Clients Year to Date 2019	Pretrial	ATC	DTC
Injury by Intoxicated Use of Vehicle	1		
OWI Cause Injury	3		
OWI 7th, 8th, 9th	2		
OWI 5th or 6th	12	6	
OWI 4th	15	5	
OWI 3rd	37	9	
OWI 2nd	1	1	
Stalking			
Disorderly Conduct	1		
Strangulation/Suffocation/DV	3		
Bail-Jumping	1		1
Possession of Narcotic	3		
Battery	3		
2nd Degree Sexual Assault	1		
Operate with Restricted	1		
Operate Firearm	1		
Possess/Illegally Obtained Script			
Battery or Threat to Judge	1		
Misappropriate ID Info			1
Neglect a Child	1		
<b>Totals</b>	<b>87</b>	<b>21</b>	<b>2</b>

# RE- INCARCERATION    JUNE 2019

---



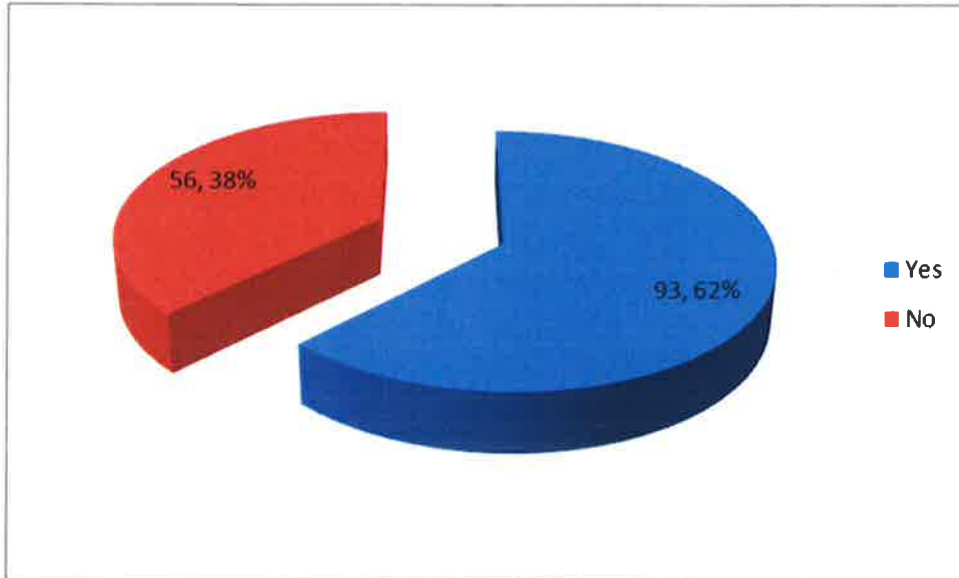
## BEEN INCARCERATED WITHIN LAST 3 YEARS



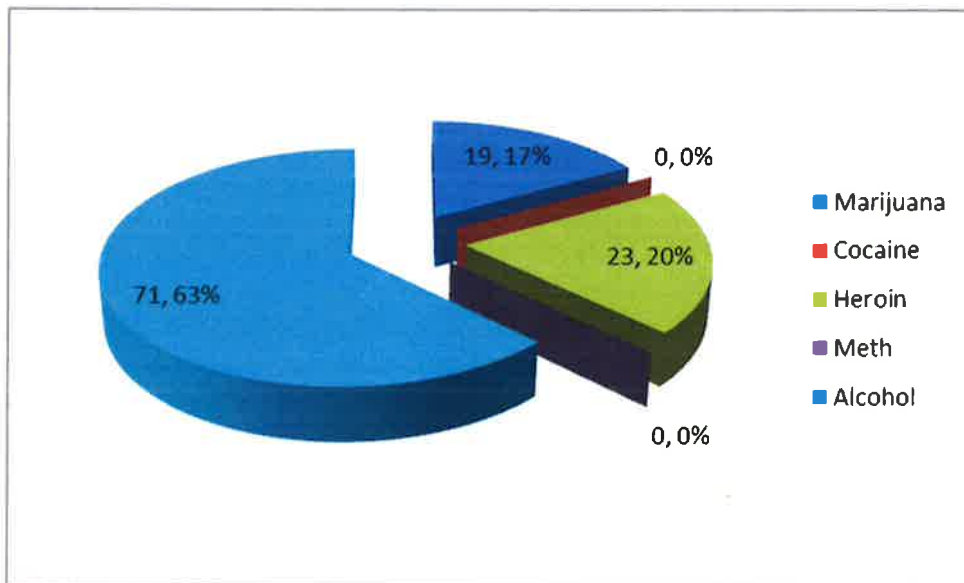
## REASON FOR INCARCERATION

# RE- INCARCERATION JUNE 2019

---



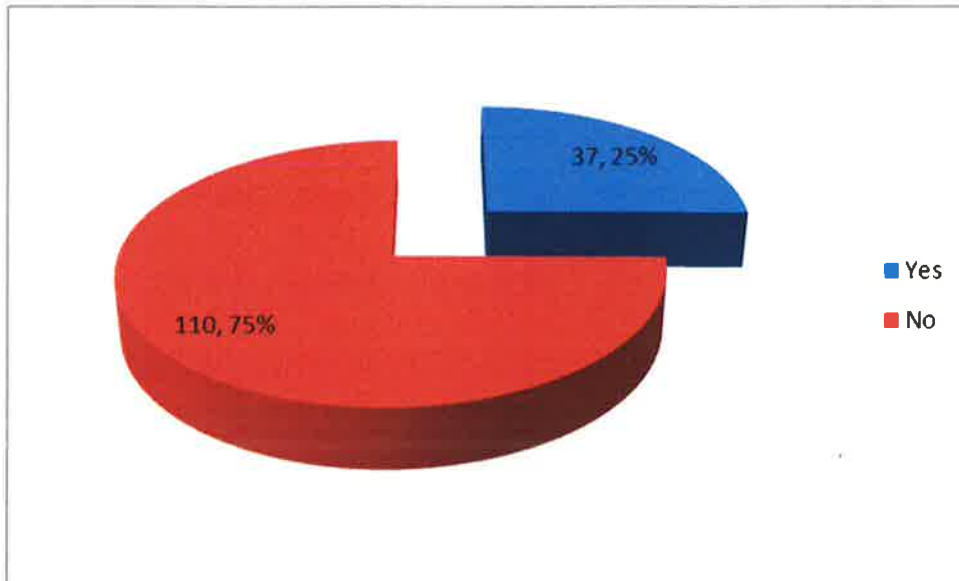
**DRUGS OR ALCOHOL RELATED**



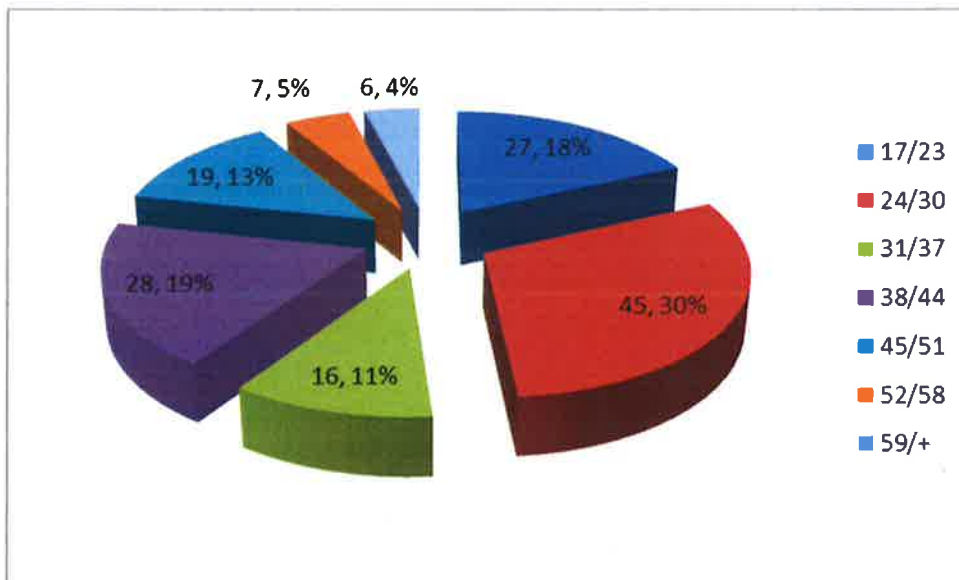
**TYPE OF SUBSTANCE USED**

# RE- INCARCERATION JUNE 2019

---



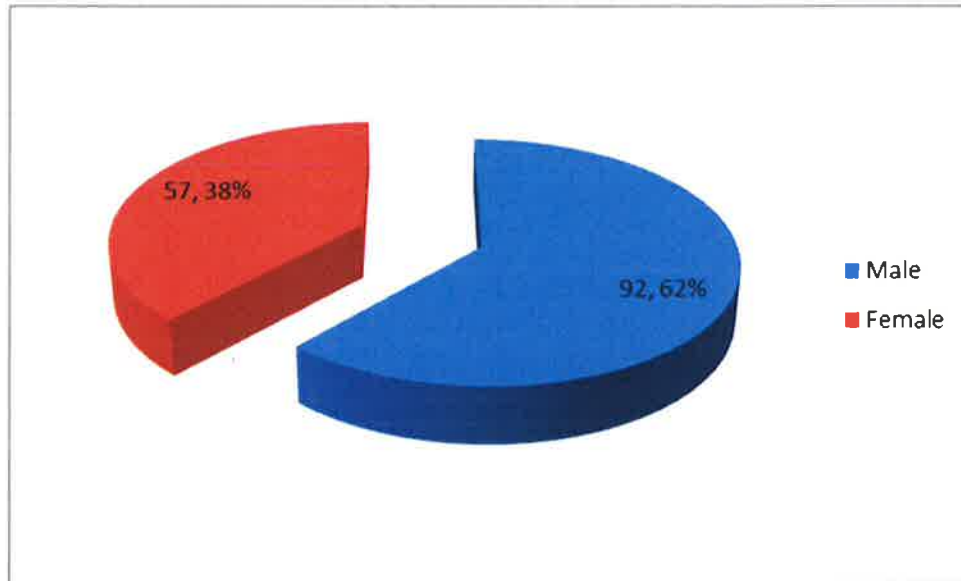
**UNDER INFLUENCE AT BOOKING**



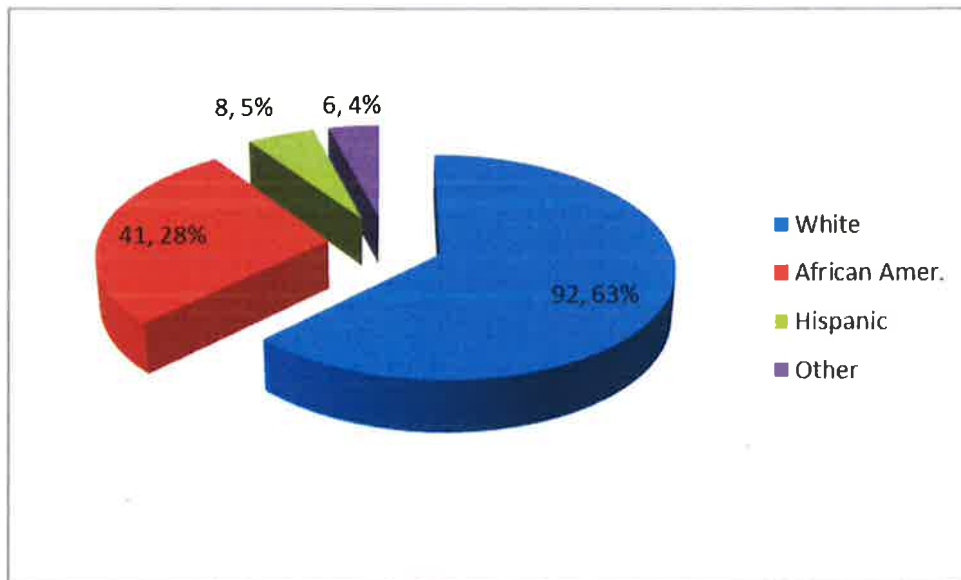
**AGE PROFILE**

# RE- INCARCERATION JUNE 2019

---



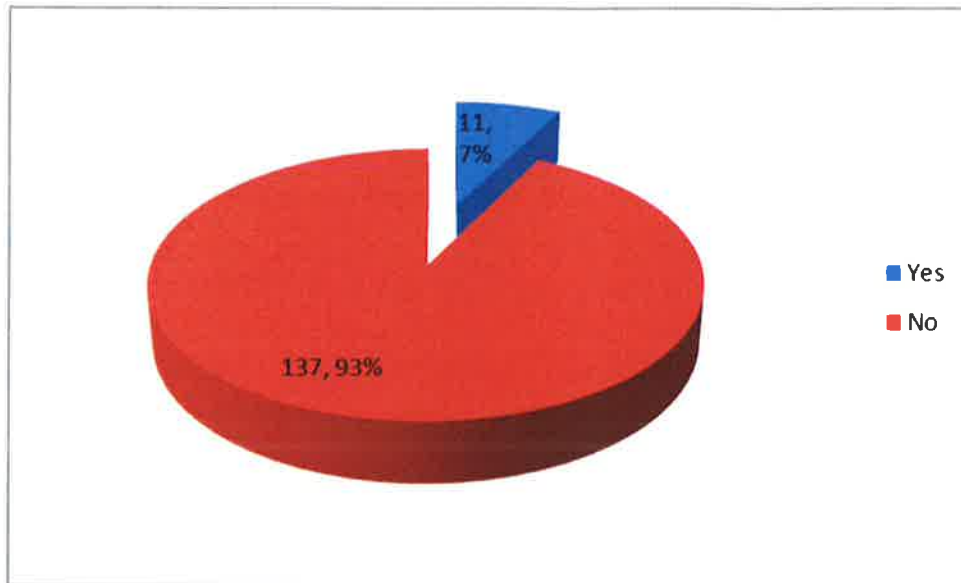
**GENDER PROFILE**



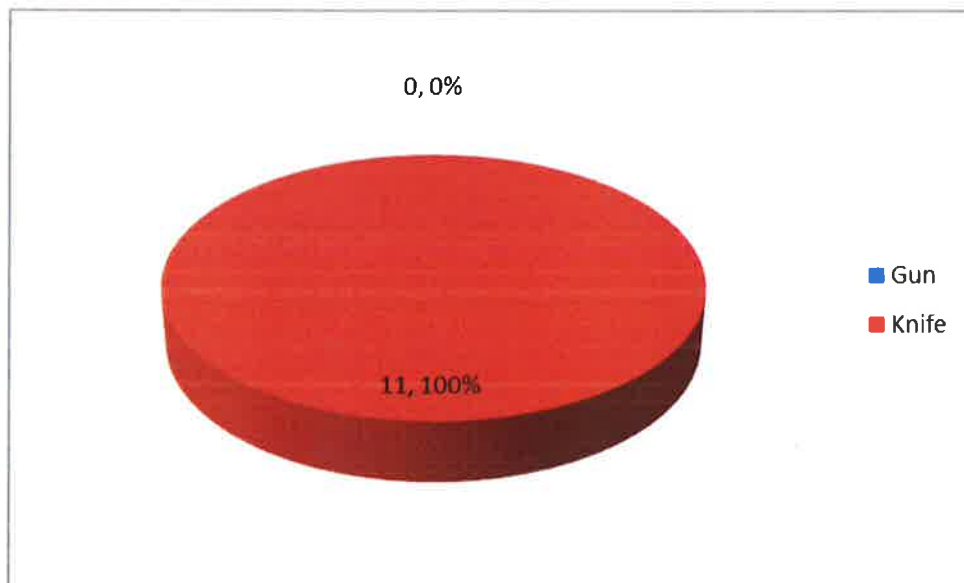
**ETHNIC PROFILE**

# RE- INCARCERATION JUNE 2019

---



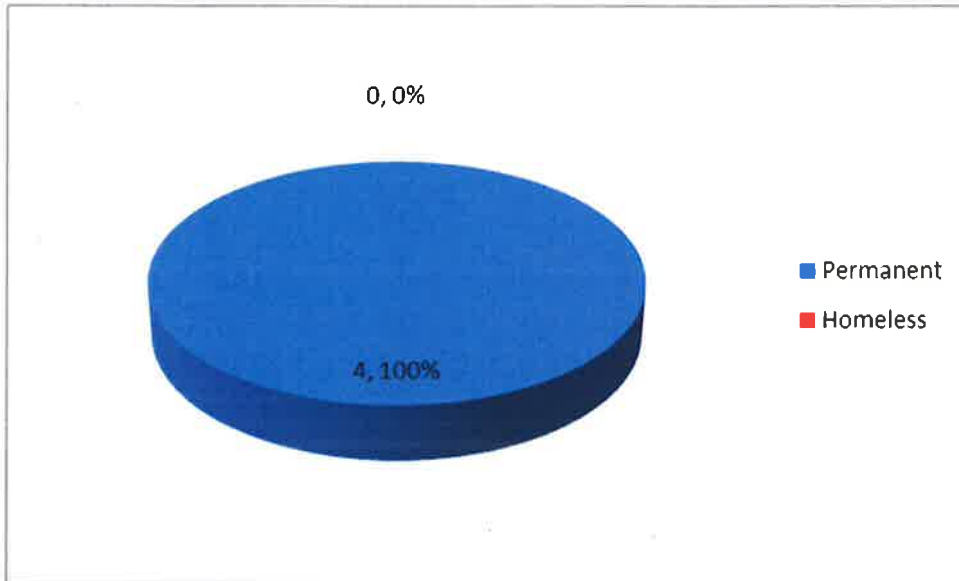
**WEAPONS USED**



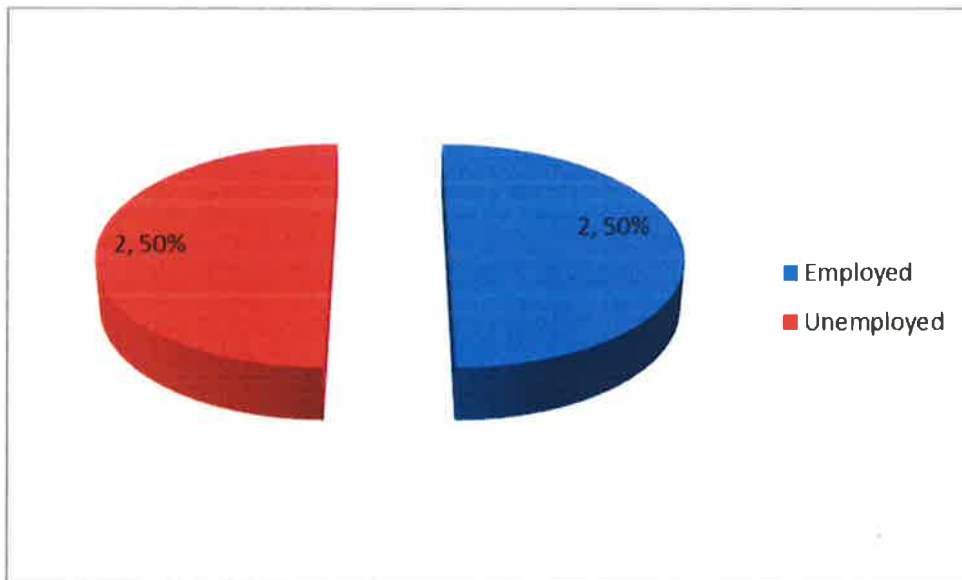
**TYPE OF WEAPON**

# RE- INCARCERATION JUNE 2019

---



## HOUSING

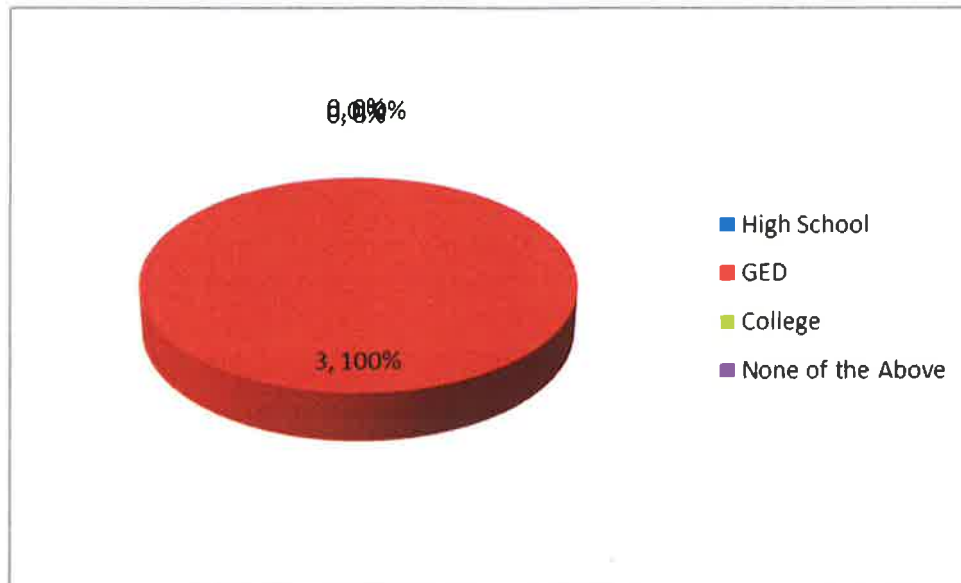


## EMPLOYMENT STATUS



# RE- INCARCERATION    JUNE 2019

---



**EDUCATION LEVEL**