

Committee Members

Robert F. Dehring, Jr.
Circuit Court Judge

Dwayne Morris
County Board Supervisor

Monica Hall
District Attorney

Paul Milbrath
Sheriff

Cindy Hamre Incha
Clerk of Circuit Court

Emily McFarland
Mayor – City of Watertown

Amber Rumpf
Public Defender's Office

Sarah Rogge
Department of Corrections

Ben Wehmeier
County Administrator

Kathi Cauley
Human Services Director

J. Blair Ward
Corporation Counsel

Lynn Forseth
Literacy Council Executive Director

Alan Richter
Chiefs & Sheriff Assn. Representative

Barbara LeDuc
President/CEO-Opportunities, Inc.

Michael Wallace
President/CEO-Fort Healthcare

Gail Scott
Health Department Director

Kendall Wick
Child Support Agency Representative

AGENDA

**JEFFERSON COUNTY
COMMUNITY JUSTICE COLLABORATING COUNCIL (CJCC)**

Jefferson County Courthouse
Via ZOOM Meeting ID# 942 7742 1117
311 S. Center Avenue
Jefferson, WI 53549

Wednesday, October 28, 2020 at 12:00 noon

1. Call to order.
2. Roll call.
3. Certification of compliance with the open meetings law.
4. Review and approve minutes from January 22, 2020 meeting.
5. Public comment. (Members of the public who wish to address the committee on specific agenda items must register their request at this time)
6. Report from CJCC/Treatment Coordinator (Holler).
7. Address representative from the District Attorney's office.
8. Update on Jefferson County Alcohol Treatment Court (JCATC) & Jefferson County Drug Treatment Court (JCDTC) outcomes. (Kristy Gusse)
 - Data Update
 - Current Operation Status
 - Tentative Recovery Plan
9. Update on Secure Continuous Remote Alcohol Monitor (SCRAM) and Remote Breath. (Kristy Gusse)
10. Report on Recidivism (CCAP). (Gusse)
11. Update on Recidivism Council. (Forseth)
12. Presentation on My Strength. (Cauli)
13. Evidence Based Decision Making – System mapping (Holler).
14. Update on monthly jail data. (JESO)
15. Update on Opioid Litigation.
16. Discussion on long term goals.
17. Discussion and possible action on policy revisions.
18. Future meeting dates:

November 25, 2020	12:00 noon
December 23, 2020	12:00 noon
19. Future agenda items.
20. Adjourn.

Join Zoom Meeting: <https://wicourts.zoom.us/j/94277421117>

Join by SIP
94277421117@zoomcrc.com

Meeting ID: 942 7742 1117

One tap mobile: +13126266799,,94277421117# US (Chicago)

Join by H.323
162.255.37.11 (US West)
162.255.36.11 (US East)

Dial by your location: +1 312 626 6799 US (Chicago)

A quorum of any Jefferson County Committee, Board, Commission or other body, including the Jefferson County Board of Supervisors, may be present at this meeting.

Individuals requiring special accommodations for attendance at the meeting should contact the County Administrator 24 hours prior to the meeting at 920-674-7101 so appropriate arrangements can be made.

MINUTES
Community Justice Collaborating Council
July 22, 2020

- 1. Call to Order**
Meeting was called to order by Judge Dehring at 12:00 p.m.
- 2. Roll Call**
Members present: Robert F. Dehring, Jr., Circuit Court; Judge; Dwayne Morris, County Board Supervisor; Monica Hall, District Attorney; Amber Rumpf, Public Defender's Office; Sarah Rogge, Department of Corrections; Ben Wehmeier, County Administrator; Kathi Cauley, Human Services Director; Lynn Forseth, Literacy Council Executive Director; Barbara LeDuc, President/CEO- Opportunities, Inc.; Gail Scott, Health Department Director; Kendall Wick, Child Support Agency Representative; and Michael Wallace, President/CEO-Fort Healthcare.

Absent: Paul Milbrath, Sheriff; Cindy Hamre Incha, Clerk of Circuit Court and Alan Richter, Chiefs & Sheriff Assn. Representative

Excused: J. Blair Ward, Corporation Counsel; Emily McFarland, Mayor – City of Watertown;

Others present: Kristi Gusse, WCS; Craig Holler, CJCC/Treatment Court Coordinator and Bennett Brantmeier; Lisa Martin, MyStrength; Mick Selck, Chief of Police, Lake Mills
- 3. Certification of compliance with Open Meetings Law Requirements**
Wehmeier certified compliance with the Open Meetings Law.
- 4. Review and approve minutes from July 22, 2020 meeting**
Draft minutes were provided for review.

Motion by Morris/Wick to approve the minutes from July 22, 2020. Motion passed 12-0.
- 5. Public Comment**
None
- 6. Report from CJCC/Treatment Coordinator (Holler)**
A report was shared via ZOOM. Holler reviewed the report. The grant application for 2021 is due mid-September. Craig is asking for letters of support to go along with this grant. He gave a presentation on evidence-based decision making. The Council will be to determine how to move forward on evidence-based decision making. Holler will take the lead on system mapping and report back to the council at the next meeting.

Motion by Cauley/Wehmeier to proceed with system mapping. Motion passed 12-0.
- 7. Address representative from the District Attorney's Office**
Monica Hall, District Attorney will automatically be appointed to the Council. No action taken.
- 8. Update on Jefferson County Alcohol Treatment Court (JCATC) & Jefferson County Drug Treatment Court (JCDTC) outcomes (Gusse)**
 - Data Update
 - Current Operation Status
 - Tentative Recovery PlanReports were provided for review. No action taken.
- 9. Update on Secure Continuous Remote Alcohol Monitor (SCRAM) and Remote Breath (Gusse)**
Reports were provided for review. No action taken.
- 10. Report on Recidivism (CCAP) (Gusse)**
No action taken.
- 11. Update on Recidivism Council (Forseth)**
Forseth will update on r at the next meeting. No action taken.

12. Presentation on MyStrength (Cauley)

Lisa Martin gave a presentation on MyStrength. Cauley said that they would like to see more usage. No action taken.

13. Review waitlist process for Alcohol and Drug Treatment Court

No action taken.

14. Update on monthly jail data (JESO)

No action taken.

15. Update on Opioid Litigation

No action taken.

16. Discussion on long term goals

No action taken.

17. Discussion and possible action on policy revisions

No action taken.

18. Future Meeting dates:

- September 23, 2020 – via ZOOM at Noon
- October 28, 2020 – via ZOOM at Noon

19. Adjourn

Motion by Morris/Cauley to adjourn. Adjourned at 1:10 p.m.



Agency	Total Clients Monitored	# of Compliant Clients	% of Compliant Clients	# of Clients with Confirmed Alerts	% of Non-Compliant Clients	# of Confirmed Alerts
Jefferson Pretrial (SCRAM)	117	89	76%	28	24%	95
Jefferson Pretrial (Remote Breath)	5	4	80%	1	20%	1
Jefferson Pretrial (GPS)	3	3	100%	0	0%	0
Jefferson ATC (SCRAM)	15	11	73%	4	27%	5
Jefferson ATC (Remote Breath)	20	11	55%	9	45%	9
Jefferson DTC (SCRAM)	2	0	0%	2	100%	3
Jefferson DTC (Remote Breath)	1	1	100%	0	0%	0
Totals:	163	119	73%	44	27%	113

Alerts	
Confirmed Alcohol Consumptions	39
Confirmed Tamperers	64
Missed Tests (Remote Breath)	9
Positive Tests (Remote Breath)	1
Zone Violation (GPS)	0
Totals:	113

Clients Year to Date 2020	Pretrial	ATC	DTC
Injury by Intoxicated Use of Vehicle	3		
Homicide by Intoxicated	1		
OWI 7th, 8th, 9th			
OWI 5th or 6th	15	4	
OWI 4th	24	15	
OWI 3rd	50	9	1
OWI 2nd	6		
Stalking			
Disorderly Conduct	5		
Strangulation/Suffocation/DV	2		
Bail-Jumping	4		1
Possession of Narcotic	1		
Battery	3		
Child Enticement	1		
Theft	1		
Vehicle Operator Flee	1		
Possess/Illegally Obtained Script	1		
Battery or Threat to Judge	2		
Assault	1		
Totals	121	28	2

*Some clients used both RB and SCRAM

**JEFFERSON COUNTY ALCOHOL TREATMENT COURT PROGRAM
WISCONSIN COMMUNITY SERVICES, INC.**

September 2020-3rd, 4th, 5th + offense

<u>Active Participants</u>			
	Month	YTD	PTD
<u>Staffing Review</u>			
Accepted	0	5	123
Denied	0	0	10
<u>Waitlist</u>			
Case Resolved	0	0	3
Participants YTD: 34			
Participants PTD: 117			
Current caseload: 15			
New Participants: 0 YTD: 7			
<u>Program Phase Levels:</u>			
	Month		
Phase 1:	1		
Phase 2:	4		
Phase 3:	2		
Phase 4:	8		
<u>SCRAM CAM</u>			
Completions	2	16	154
Violations	0	2	20
Alcohol	0	0	3
Tamper	0	2	17

<u>Demographics</u>			
	Month	YTD	PTD
Ethnicity			
Caucasian	14	31	112
African American	0	1	1
Asian	0	0	0
Hispanic	1	2	4
Native American	0	0	0
Other	0	0	0
Gender			
Male	12	28	89
Female	3	6	28
Age			
18 – 25	1	2	4
26 – 32	2	5	21
33 – 40	5	13	29
41 – 50	4	7	40
51+	3	7	23
Veterans			
	2	5	14

<u>Other ATC Program Components</u>			
<u>Discharges from Program:</u>			
	Month	YTD	PTD
Re-offended	0	0	1
Voluntary	0	2	9
Team Decision	0	3	8
Other	0	0	3
<u>Incentives:</u>	60	815	3375
<u>Sanctions:</u>	15	157	652
<u>Positive Tests:</u>			
PBT's	1	6	27
UA's	0	25	68
Dilutions	0	0	0
Refusals	0	1	4
<u>Community Service:</u>	0	0	3
<u>Program Donations:</u>	0	0	0

<u>Alcohol Treatment Court Graduate Stats</u>			
	Month	YTD	PTD
Graduations	2	14	81
Jail Days Saved	192	4447	25603
Self-help Groups	233	1905	11792
PBTs	106	1844	12140
Positives	1	1	1
Drug Tests	20	237	946
Positives	0	2	11
Face to Face Contacts	80	526	2732
Court Sessions	37	262	1443
Average Length of Stay	436	398	389

<u>Graduates & Discharge Demographics</u>						
Ethnicity	<u>Graduates</u>			<u>Discharges</u>		
	MO	YTD	PTD	MO	YTD	PTD
Caucasian	1	12	78	0	5	20
African American	0	1	1	0	0	0
Asian	0	0	0	0	0	0
Hispanic	1	1	2	0	0	1
Native American	0	0	0	0	0	0
Other	0	0	0	0	0	0
Gender						
Male	2	13	65	0	3	12
Female	0	1	16	0	2	9
Age						
18 – 25	0	0	1	0	1	2
26 – 32	0	3	16	0	0	3
33 – 40	2	5	19	0	3	5
41 – 50	0	3	29	0	0	7
51+	0	3	16	0	1	4

**JEFFERSON COUNTY DRUG TREATMENT COURT PROGRAM
WISCONSIN COMMUNITY SERVICES, INC.**

September 2020 (TAD)

YTD= Year to Date

PTD= Program to Date

Active Participants			
	Month	YTD	PTD
Referrals	3	13	112
Eligible	0	2	50
DA Denied	0	1	11
Clt Denied	0	1	1
Staffing Review			
Accepted	0	6	44
Denied	0	0	4
Waitlist	0	0	0
Case Resolved	0	0	0
Participants YTD:	21		
Participants PTD:	45		
Current caseload:	9		
New Participants:	1	YTD: 6	
Program Phase Levels:	Month		
Phase 1:	1		
Phase 2:	1		
Phase 3:	2		
Phase 4:	2		
Phase 5:	3		
	Month	YTD	PTD
Charge Type			
Felony	0	8	58

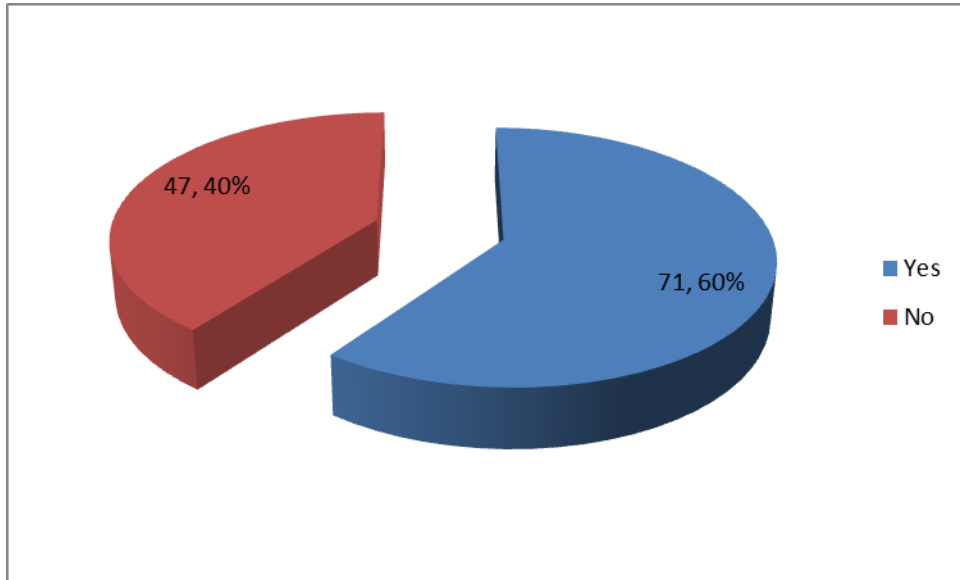
Demographics			
	Month	YTD	PTD
Ethnicity			
Caucasian	9	21	42
African American	0	0	1
Asian	0	0	0
Hispanic	0	0	1
Native American	0	0	0
Other	0	0	1
Gender			
Male	2	9	22
Female	7	12	23
Age			
18 – 25	2	6	10
26 – 32	3	6	19
33 – 40	4	7	12
41 – 50	0	2	3
51+	0	0	1
Veterans	0	1	1

Other DTC Program Components			
Discharges from Program:			
	Month	YTD	PTD
Re-offended	0	0	1
Voluntary	0	4	7
Team Decision	0	2	8
Other	0	0	0
Incentives:	41	400	1749
Sanctions:	9	131	499
Positive Tests:			
PBT's	0	2	7
UA's	8	32	127
Dilutions	0	3	3
Refusals	0	1	4
Community Service:	0	0	3

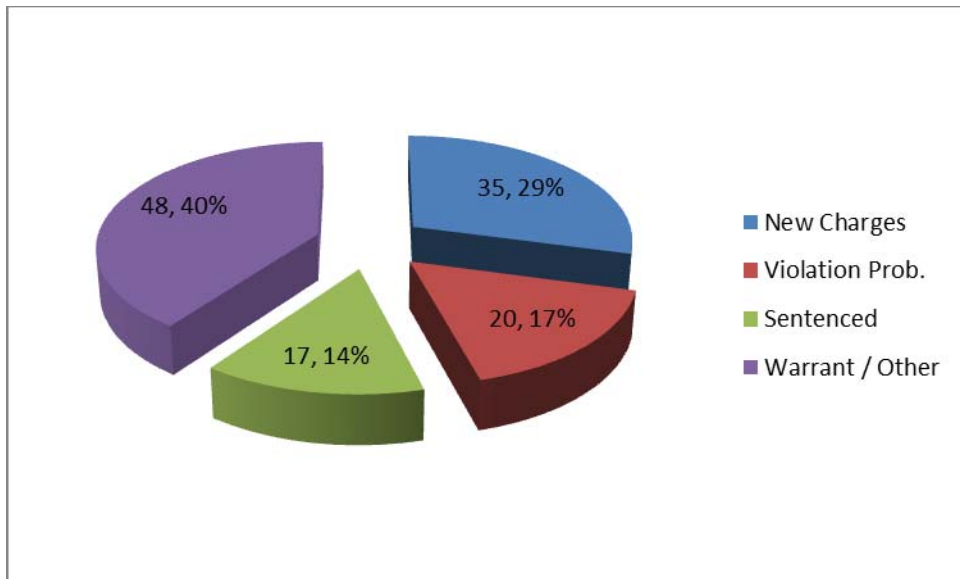
Drug Treatment Court Graduate Stats			
	Month	YTD	PTD
Graduations	1	6	20
Self-help Groups	105	717	2406
PBTs	95	934	3011
Positives	0	0	0
Drug Tests	94	812	2672
Positives	0	23	34
Face to Face Contacts	32	183	509
Court Sessions	20	130	440
Average Length of Stay	358	427	417

Graduates & Discharge Demographics						
Ethnicity	Graduates			Discharges		
	MO	YTD	PTD	MO	YTD	PTD
Caucasian	1	6	19	0	6	14
African American	0	0	1	0	0	0
Asian	0	0	0	0	0	0
Hispanic	0	0	0	0	0	1
Native American	0	0	0	0	0	0
Other	0	0	0	0	0	1
Gender						
Male	0	4	10	0	3	10
Female	1	2	10	0	3	6
Age						
18 – 25	0	2	2	0	2	6
26 – 32	1	1	10	0	2	6
33 – 40	0	2	6	0	1	2
41 – 50	0	1	1	0	1	2
51+	0	0	1	0	0	0

RE- INCARCERATION September 2020

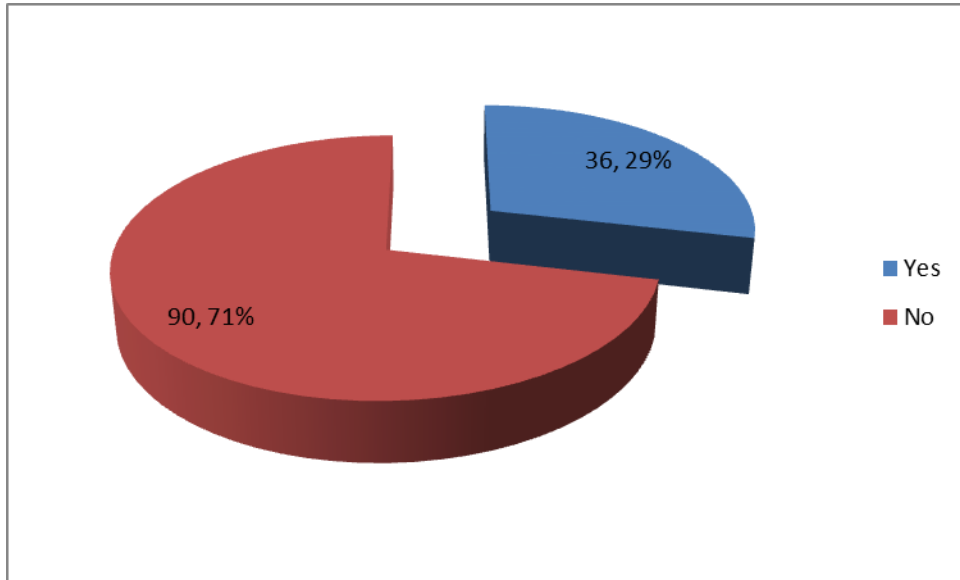


BEEN INCARCERATED WITHIN LAST 3 YEARS

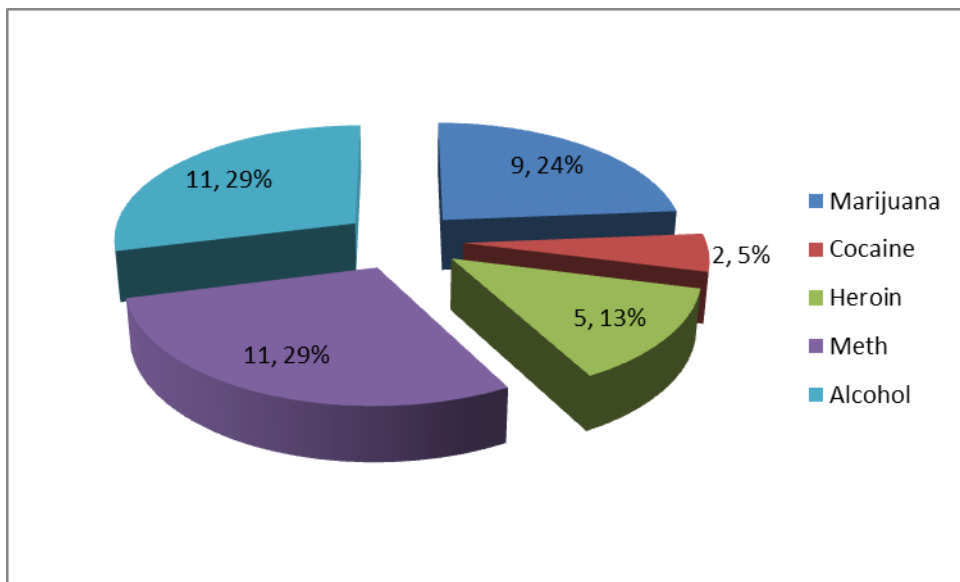


REASON FOR INCARCERATION

RE- INCARCERATION September 2020

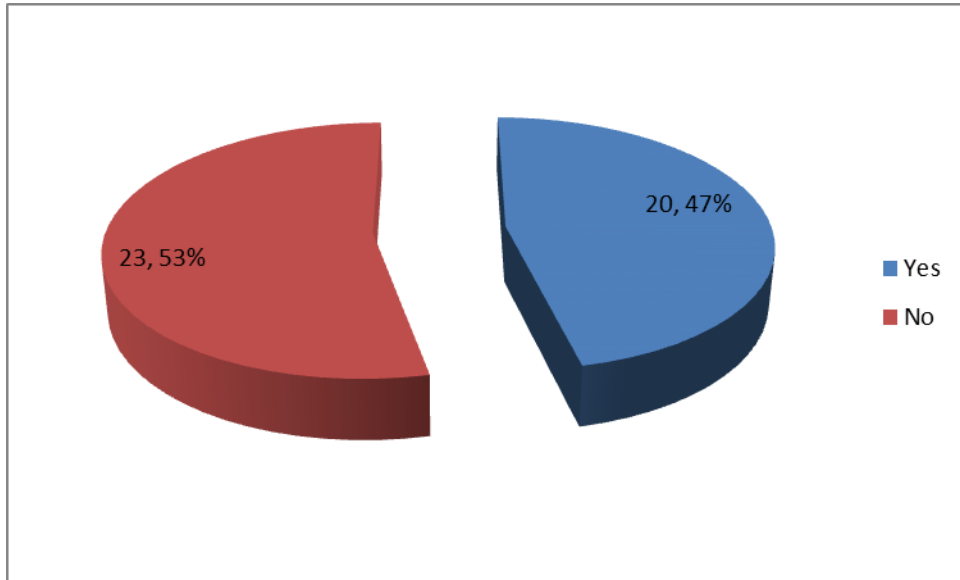


DRUGS OR ALCOHOL RELATED

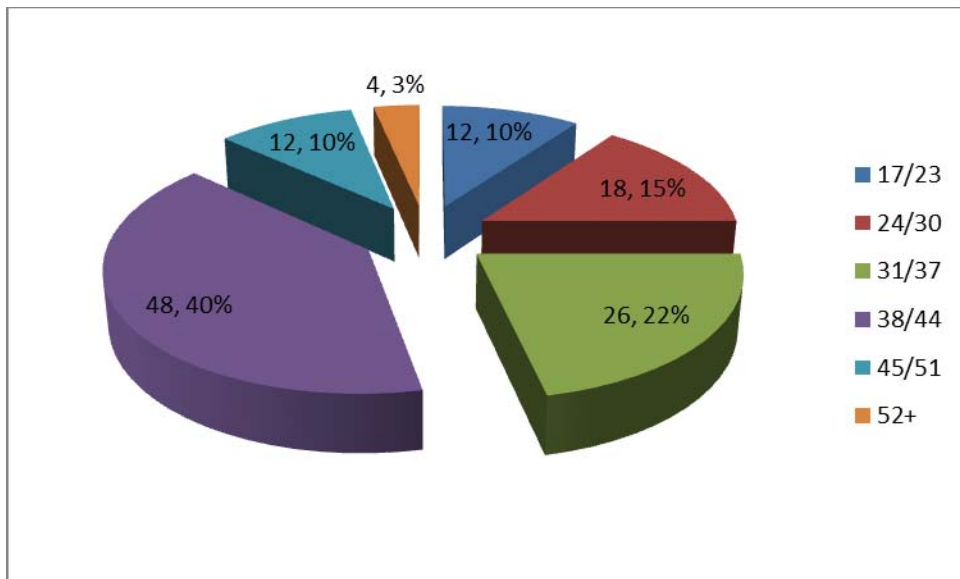


TYPE OF SUBSTANCE USED

RE- INCARCERATION September 2020

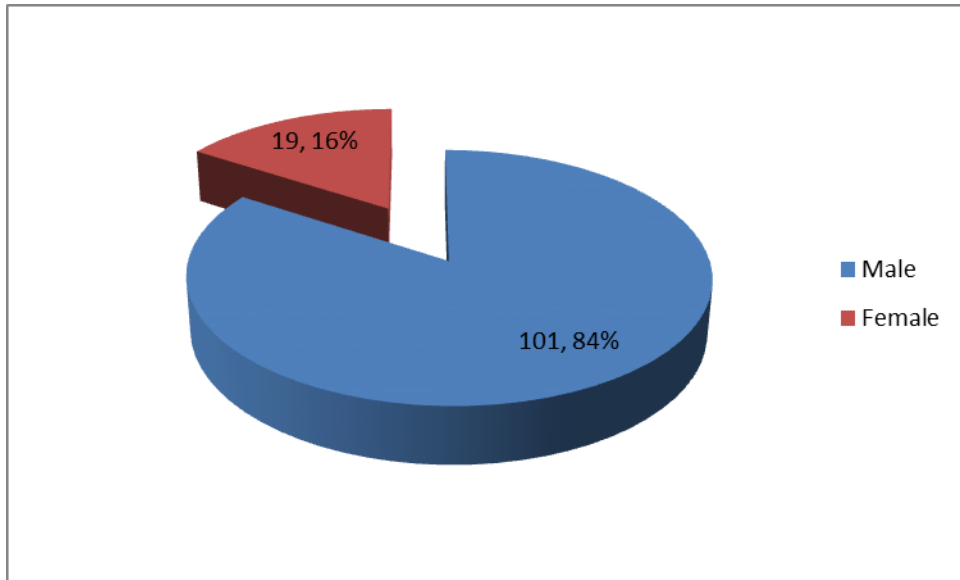


UNDER INFLUENCE AT BOOKING

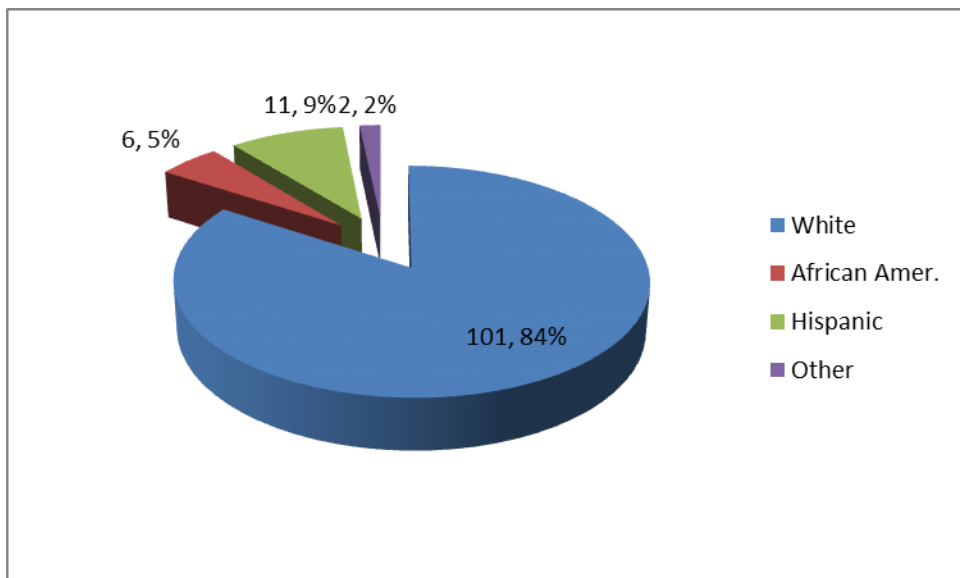


AGE PROFILE

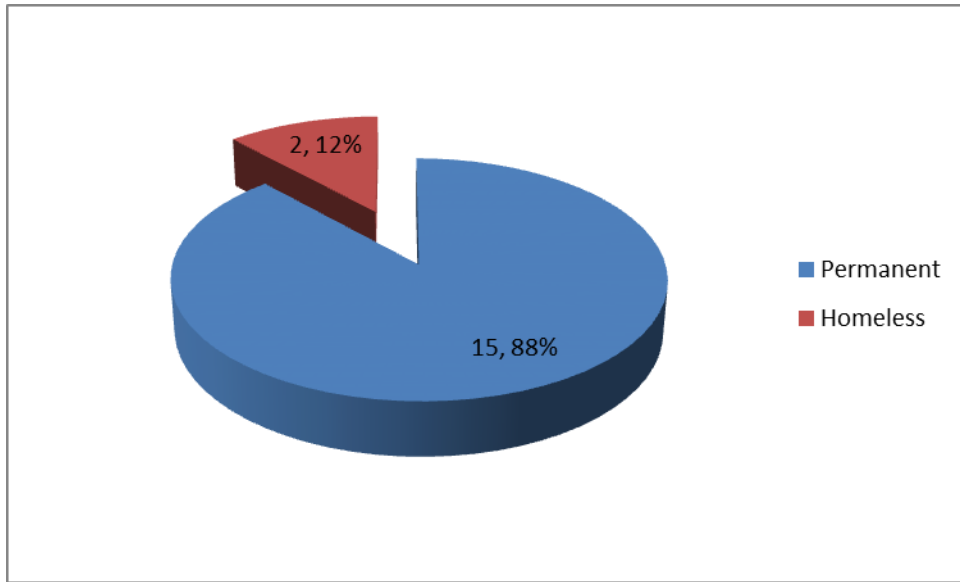
RE- INCARCERATION September 2020



GENDER PROFILE

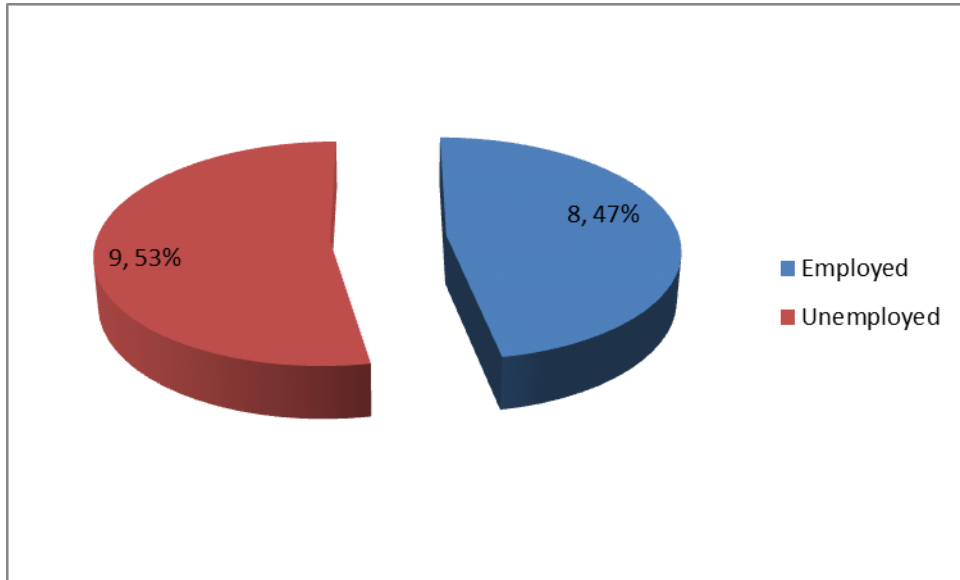


ETHNIC PROFILE

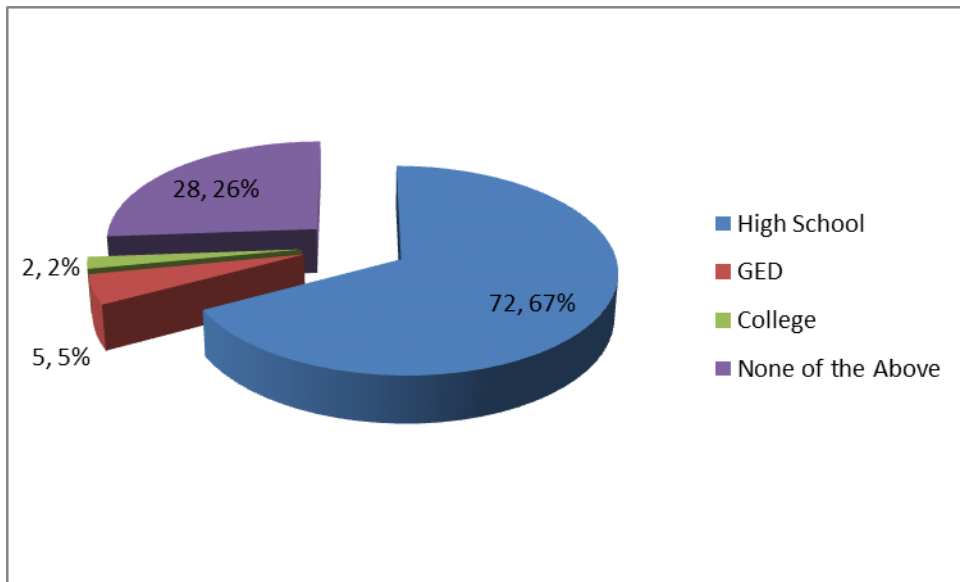


HOUSING

RE- INCARCERATION September 2020



EMPLOYMENT STATUS



EDUCATION LEVEL