

Committee Members

Bennett J. Brantmeier
Circuit Court Judge

Dwayne Morris
County Board Supervisor

Monica Hall
District Attorney

Paul Milbrath
Sheriff

Cindy Hamre Incha
Clerk of Circuit Court

Emily McFarland
Mayor – City of Watertown

Amber Rumpf
Public Defender's Office

Sarah Rogge
Department of Corrections

Ben Wehmeier
County Administrator

Brent Ruehlow
Human Services Director

J. Blair Ward
Corporation Counsel

Pamela Waters
Literacy Council Executive Director

Alan Richter
Chiefs & Sheriff Assn. Representative

Barbara LeDuc
President/CEO-Opportunities, Inc.

Elizabeth Chilsen
Health Department Director

Kendall Wick
Child Support Agency Representative

AGENDA

**JEFFERSON COUNTY
COMMUNITY JUSTICE COLLABORATING COUNCIL (CJCC)**

Jefferson County Courthouse
Via ZOOM Meeting ID# 879 2366 2949
311 S. Center Avenue
Jefferson, WI 53549

Wednesday, January 25, 2022 at 12:00 noon

1. Call to order.
2. Roll call.
3. Certification of compliance with the open meetings law.
4. Review and approve minutes from the November 30, 2022, meeting.
5. Public comment. (Members of the public who wish to address the committee on specific agenda items must register their request at this time)
6. 2023 CJCC Goals
 - Ideas for Committee, Sub-Committee, Coordinator, etc. to focus on. i.e: Domestic Violence, Homelessness, Sober Living, Family Treatment Court etc.
7. Report from CJCC/Treatment Coordinator (Holler).
8. Update on Jefferson County Alcohol Treatment Court (JCATC) & Jefferson County Drug Treatment Court (JCDTC) outcomes. (Mary Sweeney)
9. Update on Secure Continuous Remote Alcohol Monitor (SCRAM) and Remote Breath. (Mary Sweeney)
10. Report on Recidivism (CCAP). (Sweeney)
11. Update on Recidivism Council. (Waters)
12. Update on monthly jail data. (JESO)
13. Update on Opioid Litigation.
14. Future regular CJCC meeting dates:

March 22, 2023	12:00 noon
May 24, 2023	12:00 noon

 Future subcommittee meeting dates:

February 22, 2023	TBD
	TBD
15. Future agenda items. (½ Business / ½ Speakers)
16. Adjourn.

Join Zoom Meeting: <https://wicourts.zoom.us/j/94277421117>

Join by SIP 94277421117@zoomcrc.com

Meeting ID: 942 7742 1117

One tap mobile: +13126266799,, 879 2366

Join by H.323 162.255.37.11 (US West)

Dial by your location: +1 312 626 6799 162.255.36.11 (US East)

A quorum of any Jefferson County Committee, Board, Commission or other body, including the Jefferson County Board of Supervisors, may be present at this meeting.

Individuals requiring special accommodations for attendance at the meeting should contact the County Administrator 24 hours prior to the meeting at 920-674-7101 so appropriate arrangements can be made.

MINUTES

Community Justice Collaborating Council

November 30, 2022

- 1. Call to Order**

Meeting was called to order by Judge Dehring at 12:00 p.m.
- 2. Roll Call**

Members present: Robert F. Dehring, Jr., Circuit Court Judge; Dwayne Morris, County Board Supervisor; Monica Hall, District Attorney; Cindy Hamre Incha, Clerk of Circuit Court; Emily McFarland, Mayor – City of Watertown; Ben Wehmeier, County Administrator; Kathi Cauley, Human Services Director; J. Blair Ward, Corporation Counsel; Alan Richter, Chief's & Sheriff's Association Representative; Elizabeth Chilsen, Health Department Director; Kendall Wick, Child Support Agency Representative; Amber Rumpf, Public Defender's Office; Michael Wallace, President/CEO-Fort Healthcare.

Excused: Barbara LeDuc, President/CEO-Opportunities, Inc; Sarah Rogge, Department of Corrections.

Absent: Paul Milbrath, Sheriff; Pamela Waters, Literacy Council Executive Director.

Others present: Craig Holler, CJCC/Treatment Court Coordinator; Judge Bennett Brantmeier; Mary Sweeney and Elizabeth Reinke, WCS; Holly Pagel, Human Services.
- 3. Certification of compliance with Open Meetings Law Requirements**

Staff certified compliance with the Open Meetings Law.
- 4. Review and approve minutes from July 27, 2022 meeting**

Draft minutes were provided for review.

Motion by Wehmeier/Cauley to approve the minutes from July 27, 2022 as amended. Motion passed 13-0.
- 5. Public Comment**

Brantmeier announced a graduation ceremony and congratulated Kathi Cauley and Michael Wallace on their upcoming retirements.
- 6. Evidence Based Decision making and Data Gathering Subcommittee update. Update on Driver's License Clinic.**

Holler said that they are working on ways to get people to participate in this program. No action taken.
- 7. Report from CJCC/Treatment Coordinator (Holler)**

The CJCC/Treatment Coordinator report was provided for review. No action taken.
- 8. Discussion re: permanency of Peer Support position for Treatment Court**

Holler explained that they have a Peer Support position that has been helping with Treatment Court temporarily. Holler, Cauley, Brantmeier and Dehring said that this position has been very valuable to the program.

Motion by Hall/Wehmeier to make the Peer Support position permanent. Motion passed 13-0
- 9. Phase Structure of ATC (Holler)**

A copy of the proposed ATC Phase Structure was provided for review. Holler explained the benefits of the new Phase structure.

Motion by Morris/Cauley to approve the changes to the ATC manual. Motion passed 13-0.
- 10. Update on Jefferson County Alcohol Treatment Court (JCATC) & Jefferson County Drug Treatment Court (JCDTC) outcomes (Reinke)**
 - Data Update
 - Current Operation Status
 - Tentative Recovery Plan

Reports were provided for review. Reinke gave an update on number of participants No action taken.

- 11. Update on Secure Continuous Remote Alcohol Monitor (SCRAM) and Remote Breath**
The SCRAM report was provided for review. Sweeney reviewed the data. No action taken.
- 12. Report on Recidivism (CCAP)**
Reinke said that there were no new arrests. No action taken.
- 13. Update on Recidivism Council (Waters)**
No action taken.
- 14. Update on monthly jail data (JESO)**
Jail data will be provided. No action taken.
- 15. Update on Opioid Litigation**
Wehmeier explained that some entities are working through bankruptcies. They are working on an MOU with the state. Pharmacies are discussing settlement negotiations. No action taken.
- 16. Future Meeting dates:**
 - Regular Meetings:
 - January 25, 2023 Noon
 - March 22, 2023 Noon
 - Subcommittee Meetings:
 - December 28, 2022 TBD
- 17. Future Agenda Items**
- 18. Adjourn**
Adjourned at 12:33 p.m.

**JEFFERSON COUNTY DRUG TREATMENT COURT PROGRAM
WISCONSIN COMMUNITY SERVICES, INC.
October- December 2022 (TAD)**

YTD= Year to Date

PTD= Program to Date

<u>Active Participants</u>			
	Month	YTD	PTD
<u>Referrals</u>	3	32	202
ATR's	1	1	9
Eligible	2	14	81
DA Denied	1	6	25
Clt Denied	0	0	2
DOC Denied	0	2	7
<u>Staffing Review</u>			
Accepted	2	10	69
Denied	0	5	10
<u>Waitlist</u>	0	0	0
Case Resolved	0	0	0
<u>Participants YTD:</u>	16		
<u>Participants PTD:</u>	61		
<u>Current caseload:</u>	6		
<u>New Participants:</u>	2	YTD: 7	
<u>Program Phase Levels:</u>			
	Month		
Phase 1:	1		
Phase 2:	1		
Phase 3:	0		
Phase 4:	2		
Phase 5:	2		
	Month	YTD	PTD
<u>SCRAM/GPS</u>			
Completions	0	9	29
Violations	0	8	21
Alcohol	0	8	16
Tamper	0	1	6

<u>Other DTC Program Components</u>			
<u>Discharges from Program:</u>			
	Month	YTD	PTD
Re-offended	0	0	1
Voluntary	0	0	7
Team Decision	0	5	15
Other	1	1	2
<u>Incentives:</u>	119	499	2859
<u>Sanctions:</u>	49	263	1043
<u>Positive Tests:</u>			
PBT's	0	0	7
UA's	12	105	351
Dilutions	0	0	3
Refusals	8	36	43
<u>Community Service:</u>	4	18	45

<u>Drug Treatment Court Graduate Stats</u>			
	Month	YTD	PTD
<u>Graduations</u>	2	4	30
<u>Self-help Groups</u>	408	748	4071
PBTs	300	523	4110
Positives	0	0	3
Drug Tests	385	713	4585
Positives	11	18	78
Face to Face Contacts	53	113	900
Court Sessions	51	99	750
Average Length of Stay	541	500	471

<u>Demographics</u>			
Ethnicity	Month	YTD	PTD
Caucasian	6	16	58
African American	0	0	1
Asian	0	0	0
Hispanic	0	0	1
Native American	0	0	0
Other	0	0	1
<u>Gender</u>			
Male	5	10	33
Female	1	6	28
<u>Age</u>			
18 – 25	0	0	10
26 – 32	3	4	24
33 – 40	3	11	22
41 – 50	0	0	3
51+	0	1	2
<u>Veterans</u>	0	0	1

<u>Graduates & Discharge Demographics</u>						
Ethnicity	<u>Graduates</u>			<u>Discharges</u>		
	MO	YTD	PTD	MO	YTD	PTD
Caucasian	2	4	29	1	6	23
African American	0	0	1	0	0	0
Asian	0	0	0	0	0	0
Hispanic	0	0	0	0	0	1
Native American	0	0	0	0	0	0
Other	0	0	0	0	0	1
<u>Gender</u>						
Male	1	1	12	1	4	16
Female	1	3	18	0	2	9
<u>Age</u>						
18 – 25	0	0	3	0	0	7
26 – 32	0	0	13	1	3	10
33 – 40	2	3	11	0	3	6
41 – 50	0	0	1	0	0	2
51+	0	1	2	0	0	0

**JEFFERSON COUNTY DRUG TREATMENT COURT PROGRAM
WISCONSIN COMMUNITY SERVICES, INC.
December 2022 (TAD)**

YTD= Year to Date

PTD= Program to Date

<u>Active Participants</u>			
	Month	YTD	PTD
Referrals	0	32	202
ATR's	0	1	9
Eligible	0	14	81
DA Denied	0	6	25
Clt Denied	0	0	2
DOC Denied	0	2	7
<u>Staffing Review</u>			
Accepted	0	10	69
Denied	0	5	10
<u>Waitlist</u>			
Case Resolved	0	0	0
<u>Participants YTD:</u> 16			
<u>Participants PTD:</u> 61			
<u>Current caseload:</u> 6			
<u>New Participants:</u> 2 YTD: 7			
<u>Program Phase Levels:</u>			
	Month		
Phase 1:	1		
Phase 2:	1		
Phase 3:	0		
Phase 4:	2		
Phase 5:	2		
	Month	YTD	PTD
<u>SCRAM/GPS</u>			
Completions	0	9	29
Violations	0	8	21
Alcohol	0	8	16
Tamper	0	1	6

<u>Other DTC Program Components</u>			
<u>Discharges from Program:</u>			
	Month	YTD	PTD
Re-offended	0	0	1
Voluntary	0	0	7
Team Decision	0	5	15
Other	0	1	2
<u>Incentives:</u>	54	499	2859
<u>Sanctions:</u>	18	263	1043
<u>Positive Tests:</u>			
PBT's	0	0	7
UA's	4	105	351
Dilutions	0	0	3
Refusals	8	36	43
<u>Community Service:</u>	2	18	45

<u>Drug Treatment Court Graduate Stats</u>			
	Month	YTD	PTD
Graduations	0	4	30
Self-help Groups	0	748	4071
PBTs	0	523	4110
Positives	0	0	3
Drug Tests	0	713	4585
Positives	0	18	78
Face to Face Contacts	0	113	900
Court Sessions	0	99	750
Average Length of Stay	0	500	471

<u>Demographics</u>			
Ethnicity	Month	YTD	PTD
Caucasian	6	16	58
African American	0	0	1
Asian	0	0	0
Hispanic	0	0	1
Native American	0	0	0
Other	0	0	1
Gender			
Male	5	10	33
Female	1	6	28
Age			
18 – 25	0	0	10
26 – 32	3	4	24
33 – 40	3	11	22
41 – 50	0	0	3
51+	0	1	2
Veterans	0	0	1

<u>Graduates & Discharge Demographics</u>						
Ethnicity	<u>Graduates</u>			<u>Discharges</u>		
	MO	YTD	PTD	MO	YTD	PTD
Caucasian	0	4	29	0	6	23
African American	0	0	1	0	0	0
Asian	0	0	0	0	0	0
Hispanic	0	0	0	0	0	1
Native American	0	0	0	0	0	0
Other	0	0	0	0	0	1
Gender						
Male	0	1	12	0	4	16
Female	0	3	18	0	2	9
Age						
18 – 25	0	0	3	0	0	7
26 – 32	0	0	13	0	3	10
33 – 40	0	3	11	0	3	6
41 – 50	0	0	1	0	0	2
51+	0	1	2	0	0	0

**JEFFERSON COUNTY DRUG TREATMENT COURT PROGRAM
WISCONSIN COMMUNITY SERVICES, INC.
December Annual 2022 (TAD)**

YTD= Year to Date

PTD= Program to Date

<u>Active Participants</u>		
	YTD	PTD
<u>Referrals</u>	32	202
ATR's	1	9
Eligible	14	81
DA Denied	6	25
Clt Denied	0	2
DOC Denied	2	7
<u>Staffing Review</u>		
Accepted	10	69
Denied	5	10
<u>Waitlist</u>	0	0
Case Resolved	0	0
<u>Participants YTD:</u>	16	
<u>Participants PTD:</u>	61	
<u>Current caseload:</u>	6	
<u>New Participants:</u>	2	YTD: 7
<u>Program Phase Levels:</u>		
	Month	
Phase 1:	1	
Phase 2:	1	
Phase 3:	0	
Phase 4:	2	
Phase 5:	2	
	YTD	PTD
<u>SCRAM/GPS</u>		
Completions	9	29
Violations	8	21
Alcohol	8	16
Tamper	1	6

<u>Other DTC Program Components</u>			
<u>Discharges from Program:</u>			
	YTD	PTD	
Re-offended	0	1	
Voluntary	0	7	
Team Decision	5	15	
Other	1	2	
<u>Incentives:</u>	499	2859	
<u>Sanctions:</u>	263	1043	
<u>Positive Tests:</u>			
PBT's	0	7	
UA's	105	351	
Dilutions	0	3	
Refusals	36	43	
<u>Community Service:</u>	18	45	

<u>Drug Treatment Court Graduate Stats</u>			
	YTD	PTD	
<u>Graduations</u>	4	30	
<u>Self-help Groups</u>	748	4071	
PBTs	523	4110	
Positives	0	3	
Drug Tests	713	4585	
Positives	18	78	
Face to Face Contacts	113	900	
Court Sessions	99	750	
Average Length of Stay	500	471	

<u>Demographics</u>		
	YTD	PTD
<u>Ethnicity</u>		
Caucasian	16	58
African American	0	1
Asian	0	0
Hispanic	0	1
Native American	0	0
Other	0	1
<u>Gender</u>		
Male	10	33
Female	6	28
<u>Age</u>		
18 – 25	0	10
26 – 32	4	24
33 – 40	11	22
41 – 50	0	3
51+	1	2
<u>Veterans</u>	0	1

<u>Graduates & Discharge Demographics</u>				
Ethnicity	<u>Graduates</u>		<u>Discharges</u>	
	YTD	PTD	YTD	PTD
Caucasian	4	29	6	23
African American	0	1	0	0
Asian	0	0	0	0
Hispanic	0	0	0	1
Native American	0	0	0	0
Other	0	0	0	1
<u>Gender</u>				
Male	1	12	4	16
Female	3	18	2	9
<u>Age</u>				
18 – 25	0	3	0	7
26 – 32	0	13	3	10
33 – 40	3	11	3	6
41 – 50	0	1	0	2
51+	1	2	0	0

**JEFFERSON COUNTY ALCOHOL TREATMENT COURT PROGRAM
WISCONSIN COMMUNITY SERVICES, INC
October- December 2022-3rd & 4th offense**

Active Participants

	Month	YTD	PTD
<u>Staffing Review</u>			
Accepted	6	21	160
Denied	0	0	12
<u>Waitlist</u>			
Case Resolved	0	0	3
<u>Participants YTD: 34</u>			
<u>Participants PTD: 151</u>			
<u>Current caseload: 17</u>			
<u>New Participants: 1</u> YTD: 17			
<u>Program Phase Levels:</u>			
	Month		
Phase 1:	4		
Phase 2:	7		
Phase 3:	3		
Phase 4:	3		
	Month <th>YTD</th> <th>PTD</th>	YTD	PTD
<u>SCRAM CAM</u>			
Completions	8	34	243
Violations	8	14	41
Alcohol	6	10	16
Tamper	1	4	25

Other ATC Program Components

<u>Discharges from Program:</u>			
	Month	YTD	PTD
Re-offended	0	0	1
Voluntary	0	0	9
Team Decision	2	5	15
Other	0	0	3
<u>Incentives:</u>	318	1252	5658
<u>Sanctions:</u>	129	412	1318
<u>Positive Tests:</u>			
PBT's	2	6	38
UA's	62	151	264
Dilutions	0	0	0
Refusals	5	34	41
<u>Community Service:</u>	12	44	64

Alcohol Treatment Court Graduate Stats

	Month	YTD	PTD
Graduations	3	12	106
Jail Days Saved	722	2916	32327
Self-help Groups	329	1848	15772
PBTs	339	1821	15514
Positives	0	8	18
Drug Tests	178	666	2101
Positives	6	13	29
Face to Face Contacts	83	399	3701
Court Sessions	57	256	2014
Average Length of Stay	398	427	407

Demographics

Ethnicity	Month	YTD	PTD
Caucasian	16	31	143
African American	0	1	2
Asian	0	0	0
Hispanic	1	2	6
Native American	0	0	0
Other	0	0	0
Gender			
Male	11	25	114
Female	6	9	37
Age			
18 – 25	1	1	5
26 – 32	2	4	25
33 – 40	6	14	42
41 – 50	2	7	47
51+	6	8	32
Veterans	4	7	19

Graduates & Discharge Demographics

Ethnicity	<u>Graduates</u>			<u>Discharges</u>		
	MO	YTD	PTD	MO	YTD	PTD
Caucasian	1	10	100	2	5	27
African American	1	1	2	0	0	0
Asian	0	0	0	0	0	0
Hispanic	1	1	4	0	0	1
Native American	0	0	0	0	0	0
Other	0	0	0	0	0	0
Gender						
Male	2	11	87	1	3	16
Female	1	1	19	1	2	12
Age						
18 – 25	0	0	2	0	0	2
26 – 32	0	0	18	1	2	5
33 – 40	1	5	27	1	3	9
41 – 50	1	5	38	0	0	7
51+	1	2	21	0	0	5

**JEFFERSON COUNTY ALCOHOL TREATMENT COURT PROGRAM
WISCONSIN COMMUNITY SERVICES, INC.**

December 2022-3rd offense

<u>Active Participants</u>			
	Month	YTD	PTD
<u>Staffing Review</u>			
Accepted	0	11	70
Denied	0	0	6
<u>Waitlist</u>	0	0	0
<u>Case Resolved</u>	0	0	3
Participants YTD: 11			
Participants PTD: 62			
Current caseload: 7			
New Participants: 0		YTD: 7	
<u>Program Phase Levels:</u>			
	Month		
Phase 1:	1		
Phase 2:	4		
Phase 3:	1		
Phase 4:	1		
	Month	YTD	PTD
<u>SCRAM</u>			
Completions	1	7	97
Violations	0	1	6
Alcohol	0	0	0
Tamper	0	1	6

<u>Demographics</u>			
Ethnicity	Month	YTD	PTD
Caucasian	7	11	58
African American	0	0	0
Asian	0	0	0
Hispanic	0	1	4
Native American	0	0	0
Other	0	0	0
<u>Gender</u>			
Male	5	9	45
Female	2	3	17
<u>Age</u>			
18 – 25	1	1	4
26 – 32	2	4	17
33 – 40	2	4	16
41 – 50	0	1	16
51+	2	2	9
Veterans	1	1	4

<u>Other ATC Program Components</u>			
<u>Discharges from Program:</u>			
	Month	YTD	PTD
Re-offended	0	0	1
Voluntary	0	0	6
Team Decision	0	2	6
Other	0	0	1
<u>Incentives:</u>	39	432	2031
<u>Sanctions:</u>	15	138	1111
<u>Positive Tests:</u>			
PBT's	0	1	12
UA's	4	38	54
Dilutions	0	0	0
Refusals	1	10	10
<u>Community Service:</u>	1	14	17

<u>Alcohol Treatment Court Graduate Stats</u>			
	Month	YTD	PTD
Graduations	0	3	41
Jail Days Saved	0	542	6162
Self-help Groups	0	306	4780
PBTs	0	341	5512
Positives	0	0	3
Drug Tests	0	248	677
Positives	0	0	4
Face to Face Contacts	0	76	1337
Court Sessions	0	49	729
Average Length of Stay	0 days	366 days	398 days

<u>Graduates & Discharge Demographics</u>						
Ethnicity	<u>Graduates</u>			<u>Discharges</u>		
	MO	YTD	PTD	MO	YTD	PTD
Caucasian	0	2	38	0	2	13
African American	0	0	0	0	0	0
Asian	0	0	0	0	0	0
Hispanic	0	1	3	0	0	1
Native American	0	0	0	0	0	0
Other	0	0	0	0	0	0
<u>Gender</u>						
Male	0	2	30	0	2	10
Female	0	1	11	0	0	4
<u>Age</u>						
18 – 25	0	0	1	0	0	2
26 – 32	0	0	11	0	2	4
33 – 40	0	2	12	0	0	2
41 – 50	0	1	13	0	0	3
51+	0	0	4	0	0	3

**JEFFERSON COUNTY ALCOHOL TREATMENT COURT PROGRAM
WISCONSIN COMMUNITY SERVICES, INC.
December 2022-4th offense**

Active Participants

	Month	YTD	PTD
--	-------	-----	-----

Staffing Review

Accepted	0	10	64
----------	---	----	----

Denied	0	0	6
--------	---	---	---

<u>Waitlist</u>	0	0	0
------------------------	---	---	---

<u>Case Resolved</u>	0	0	0
-----------------------------	---	---	---

Participants YTD: 22

Participants PTD: 59

Current caseload: 10

New Participants: 0 YTD: 9

Program Phase Levels:

	Month
Phase 1:	3
Phase 2:	3
Phase 3:	2
Phase 4:	2

	Month	YTD	PTD
--	-------	-----	-----

SCRAM CAM

Completions	2	27	102
-------------	---	----	-----

Violations	4	13	28
------------	---	----	----

Alcohol	3	10	15
---------	---	----	----

Tamper	1	3	13
--------	---	---	----

Demographics

Ethnicity	Month	YTD	PTD
-----------	-------	-----	-----

Caucasian	9	20	56
-----------	---	----	----

African American	0	1	1
------------------	---	---	---

Asian	0	0	0
-------	---	---	---

Hispanic	1	1	2
----------	---	---	---

Native American	0	0	0
-----------------	---	---	---

Other	0	0	0
-------	---	---	---

Gender

Male	6	16	44
------	---	----	----

Female	4	6	15
--------	---	---	----

Age

18 – 25	0	0	1
---------	---	---	---

26 – 32	0	0	8
---------	---	---	---

33 – 40	4	10	22
---------	---	----	----

41 – 50	2	6	16
---------	---	---	----

51+	4	6	12
-----	---	---	----

Veterans	2	4	7
----------	---	---	---

Other ATC Program Components

Discharges from Program:

	Month	YTD	PTD
Re-offended	0	0	0
Voluntary	0	0	3
Team Decision	1	3	6
Other	0	0	1

<u>Incentives:</u>	59	820	2674
---------------------------	----	-----	------

<u>Sanctions:</u>	23	274	715
--------------------------	----	-----	-----

Positive Tests:

PBT's	0	5	17
-------	---	---	----

UA's	4	113	164
------	---	-----	-----

Dilutions	0	0	0
-----------	---	---	---

Refusals	2	12	14
----------	---	----	----

<u>Community Service:</u>	3	28	44
----------------------------------	---	----	----

Alcohol Treatment Court Graduate Stats

	Month	YTD	PTD
Graduations	1	9	39
Jail Days Saved	319	2374	11139
Self-help Groups	65	1542	6044
PBTs	137	1480	5991
Positives	0	8	9
Drug Tests	74	418	831
Positives	0	13	13
Face to Face Contacts	27	323	1393
Court Sessions	20	207	783
Average Length of Stay	412 _{days}	447 _{days}	394 _{days}

Graduates & Discharge Demographics

Ethnicity	<u>Graduates</u>			<u>Discharges</u>		
	MO	YTD	PTD	MO	YTD	PTD
Caucasian	1	8	37	1	3	10
African American	0	1	1	0	0	0
Asian	0	0	0	0	0	0
Hispanic	0	0	1	0	0	0
Native American	0	0	0	0	0	0
Other	0	0	0	0	0	0
Gender						
Male	1	9	34	0	1	4
Female	0	0	5	1	2	6
Age						
18 – 25	0	0	1	0	0	0
26 – 32	0	0	7	0	0	1
33 – 40	0	3	12	1	3	6
41 – 50	0	4	12	0	0	2
51+	1	2	7	0	0	1

**JEFFERSON COUNTY ALCOHOL TREATMENT COURT PROGRAM
WISCONSIN COMMUNITY SERVICES, INC.**

December 2022-3rd & 4th offense

<u>Active Participants</u>			
	Month	YTD	PTD
<u>Staffing Review</u>			
Accepted	0	21	160
Denied	0	0	12
<u>Waitlist</u>			
Case Resolved	0	0	3
Participants YTD: 34			
Participants PTD: 151			
Current caseload: 17			
New Participants: 0 YTD: 17			
<u>Program Phase Levels:</u>			
	Month		
Phase 1:	4		
Phase 2:	7		
Phase 3:	3		
Phase 4:	3		
	Month	YTD	PTD
<u>SCRAM CAM</u>			
Completions	3	34	243
Violations	4	14	41
Alcohol	3	10	16
Tamper	1	4	25

<u>Other ATC Program Components</u>			
<u>Discharges from Program:</u>			
	Month	YTD	PTD
Re-offended	0	0	1
Voluntary	0	0	9
Team Decision	1	5	15
Other	0	0	3
<u>Incentives:</u>	98	1252	5658
<u>Sanctions:</u>	38	412	1318
<u>Positive Tests:</u>			
PBT's	0	6	38
UA's	8	151	264
Dilutions	0	0	0
Refusals	3	34	41
<u>Community Service:</u>	4	44	64

<u>Alcohol Treatment Court Graduate Stats</u>			
	Month	YTD	PTD
Graduations	1	12	106
Jail Days Saved	319	2916	32327
Self-help Groups	65	1848	15772
PBTs	137	1821	15514
Positives	0	8	18
Drug Tests	74	666	2101
Positives	0	13	29
Face to Face Contacts	27	399	3701
Court Sessions	20	256	2014
Average Length of Stay	412	427	407

<u>Demographics</u>			
Ethnicity	Month	YTD	PTD
Caucasian	16	31	143
African American	0	1	2
Asian	0	0	0
Hispanic	1	2	6
Native American	0	0	0
Other	0	0	0
Gender			
Male	11	25	114
Female	6	9	37
Age			
18 – 25	1	1	5
26 – 32	2	4	25
33 – 40	6	14	42
41 – 50	2	7	47
51+	6	8	32
Veterans	4	7	19

<u>Graduates & Discharge Demographics</u>						
Ethnicity	<u>Graduates</u>			<u>Discharges</u>		
	MO	YTD	PTD	MO	YTD	PTD
Caucasian	1	10	100	1	5	27
African American	0	1	2	0	0	0
Asian	0	0	0	0	0	0
Hispanic	0	1	4	0	0	1
Native American	0	0	0	0	0	0
Other	0	0	0	0	0	0
Gender						
Male	1	11	87	0	3	16
Female	0	1	19	1	2	12
Age						
18 – 25	0	0	2	0	0	2
26 – 32	0	0	18	0	2	5
33 – 40	0	5	27	1	3	9
41 – 50	0	5	38	0	0	7
51+	1	2	21	0	0	5

**JEFFERSON COUNTY ALCOHOL TREATMENT COURT PROGRAM
WISCONSIN COMMUNITY SERVICES, INC.
December Annual 2022-3rd & 4th offense**

<u>Active Participants</u>		
	YTD	PTD
<u>Staffing Review</u>		
Accepted	21	160
Denied	0	12
<u>Waitlist</u>		
Case Resolved	0	3
<u>Participants YTD:</u>	34	
<u>Participants PTD:</u>	151	
<u>Current caseload:</u>	17	
<u>New Participants:</u>	0	YTD: 17
<u>Program Phase Levels:</u>		
	Month	
Phase 1:	4	
Phase 2:	7	
Phase 3:	3	
Phase 4:	3	
	YTD	PTD
<u>SCRAM CAM</u>		
Completions	34	243
Violations	14	41
Alcohol	10	16
Tamper	4	25

<u>Other ATC Program Components</u>		
<u>Discharges from Program:</u>		
	YTD	PTD
Re-offended	0	1
Voluntary	0	9
Team Decision	5	15
Other	0	3
<u>Incentives:</u>	1252	5658
<u>Sanctions:</u>	412	1318
<u>Positive Tests:</u>		
PBT's	6	38
UA's	151	264
Dilutions	0	0
Refusals	34	41
<u>Community Service:</u>	44	64

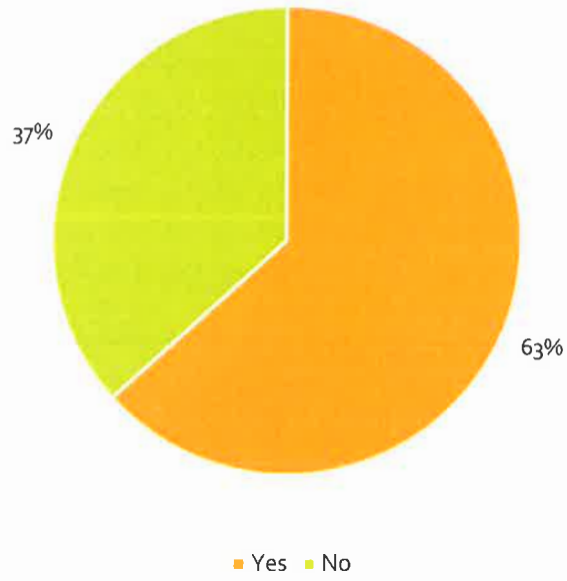
<u>Alcohol Treatment Court Graduate Stats</u>		
	YTD	PTD
Graduations	12	106
Jail Days Saved	2916	32327
Self-help Groups	1848	15772
PBTs	1821	15514
Positives	8	18
Drug Tests	666	2101
Positives	13	29
Face to Face Contacts	399	3701
Court Sessions	256	2014
Average Length of Stay	427	407

<u>Demographics</u>		
	YTD	PTD
Ethnicity		
Caucasian	31	143
African American	1	2
Asian	0	0
Hispanic	2	6
Native American	0	0
Other	0	0
Gender		
Male	25	114
Female	9	37
Age		
18 – 25	1	5
26 – 32	4	25
33 – 40	14	42
41 – 50	7	47
51+	8	32
Veterans	7	19

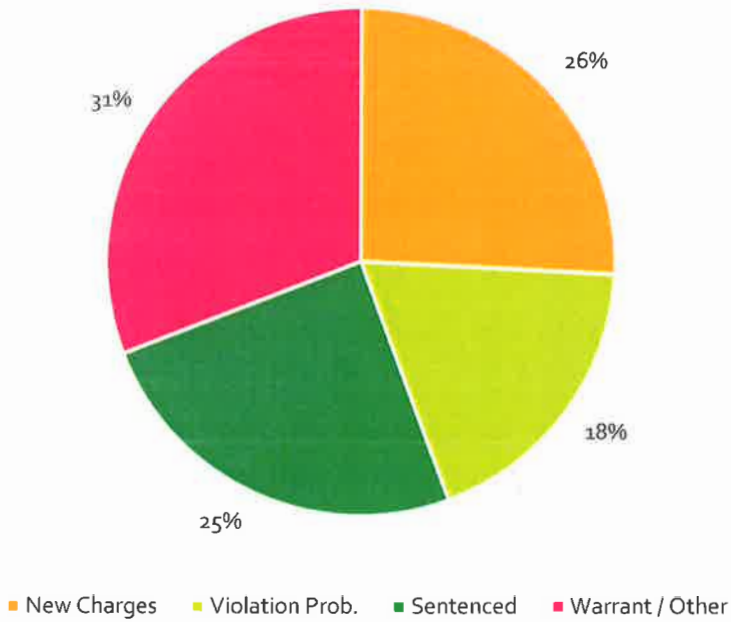
<u>Graduates & Discharge Demographics</u>				
Ethnicity	<u>Graduates</u>		<u>Discharges</u>	
	YTD	PTD	YTD	PTD
Caucasian	10	100	5	27
African American	1	2	0	0
Asian	0	0	0	0
Hispanic	1	4	0	1
Native American	0	0	0	0
Other	0	0	0	0
Gender				
Male	11	87	3	16
Female	1	19	2	12
Age				
18 – 25	0	2	0	2
26 – 32	0	18	2	5
33 – 40	5	27	3	9
41 – 50	5	38	0	7
51+	2	21	0	5

NOVEMBER 2022

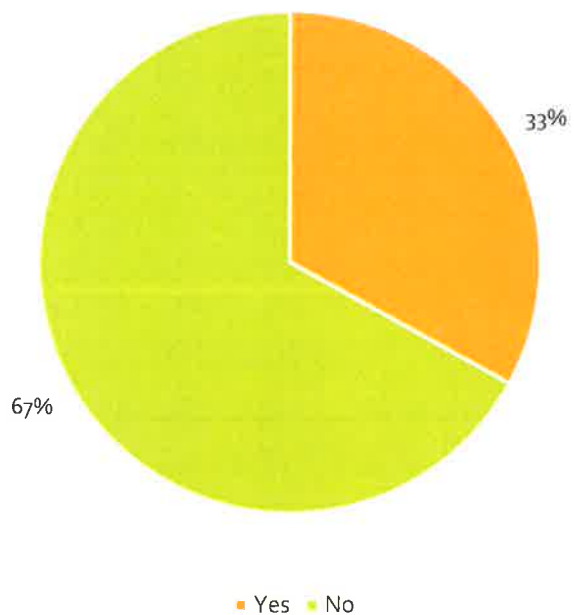
INCARCERATED WITHIN LAST 3 YEARS



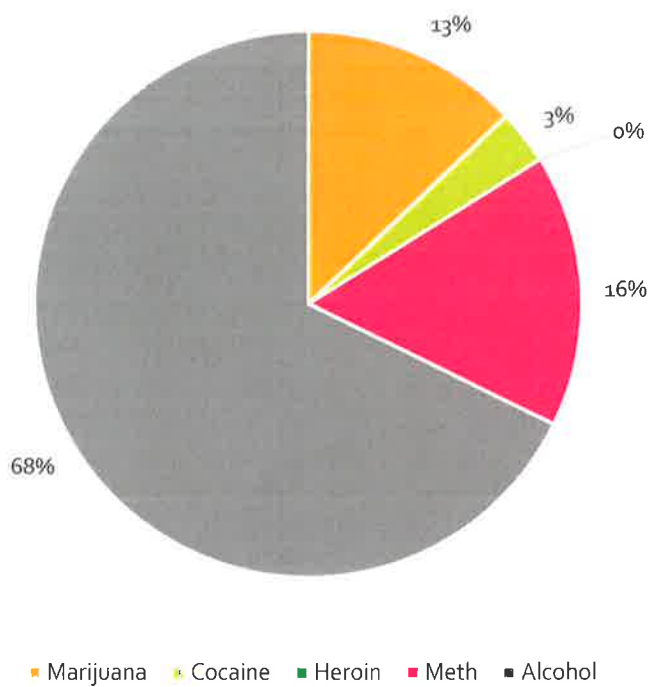
REASON FOR REINCARCERATION



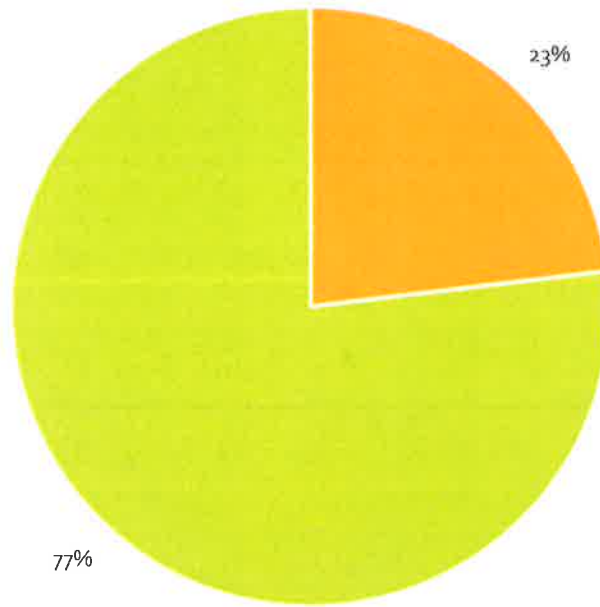
ALCOHOL OR DRUG RELATED?



TYPE OF DRUG USED

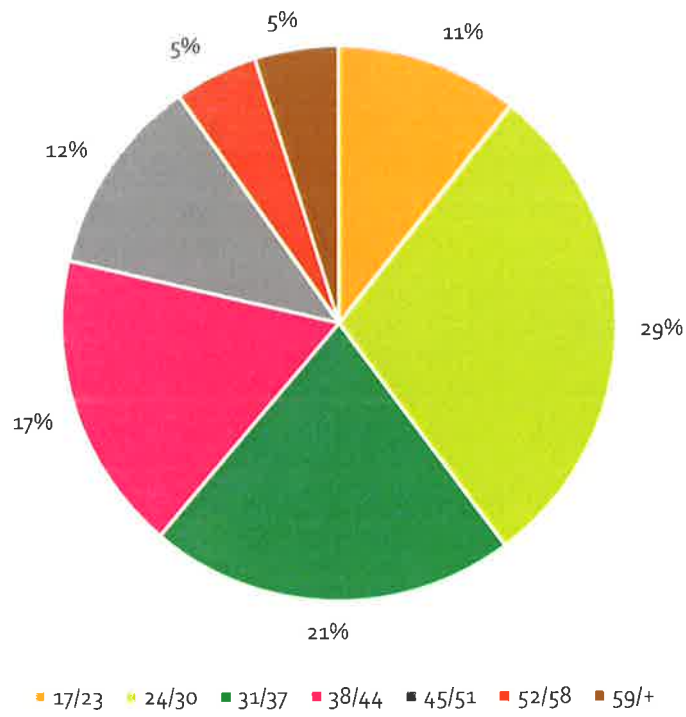


UNDER INFLUENCE AT BOOKING?



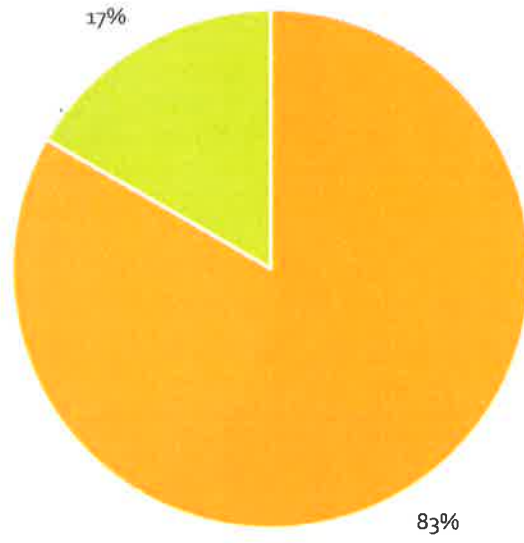
■ Yes ■ No

AGE



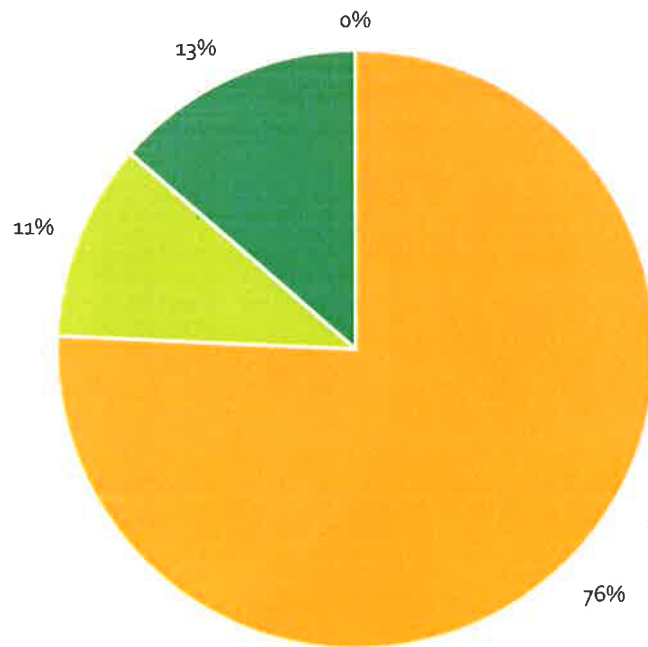
■ 17/23 ■ 24/30 ■ 31/37 ■ 38/44 ■ 45/51 ■ 52/58 ■ 59/+

GENDER



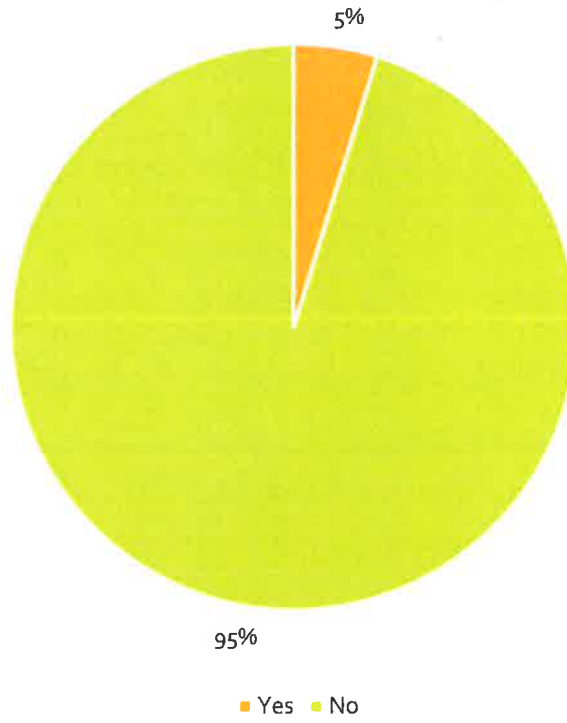
Male Female

ETHNICITY

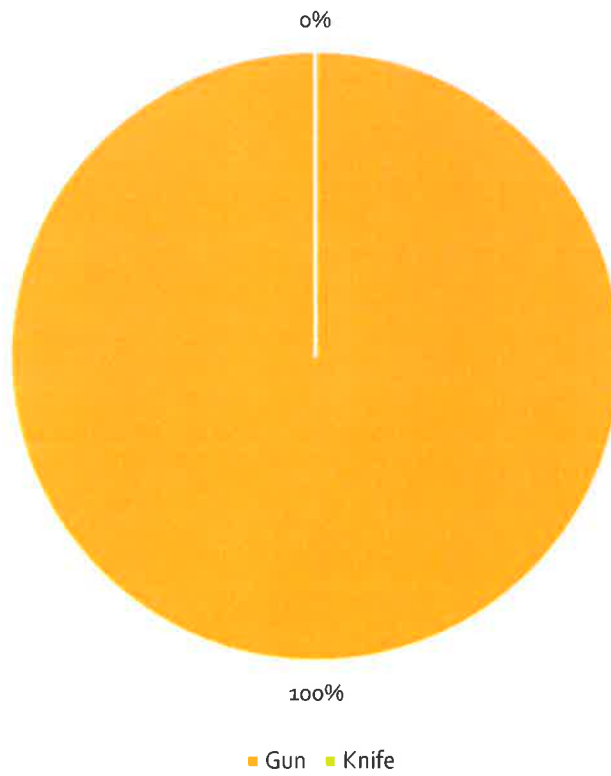


White African Amer. Hispanic Other

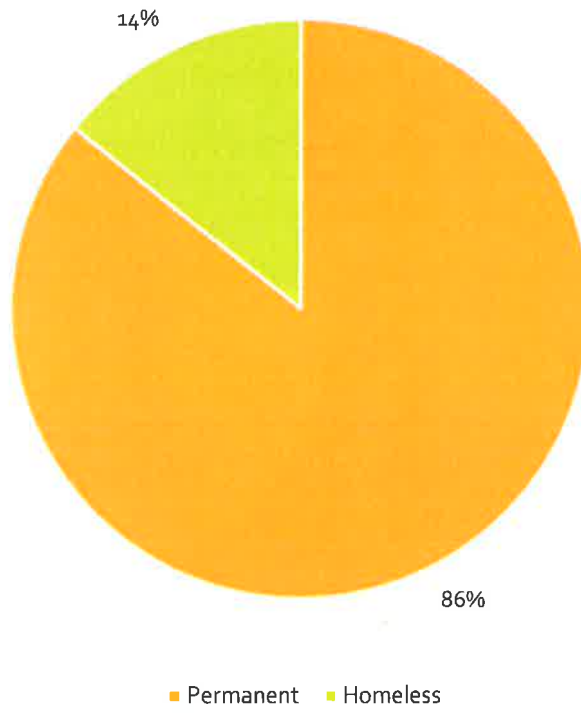
WEAPON USED?



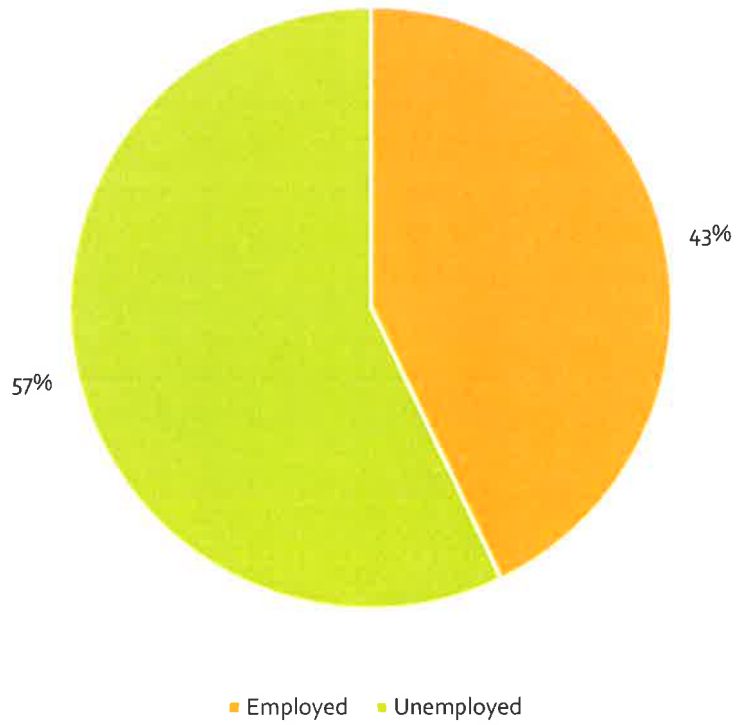
TYPE OF WEAPON USED



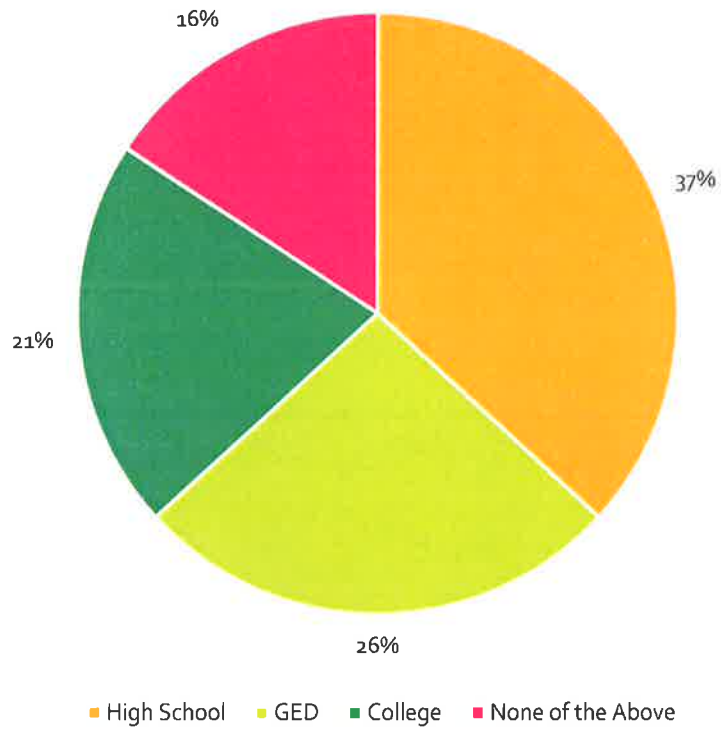
HOUSING



JOB STATUS

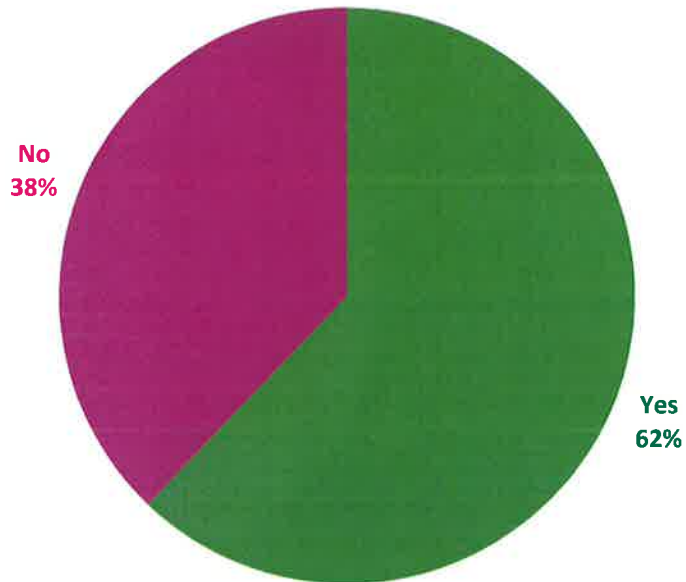


EDUCATION LEVEL

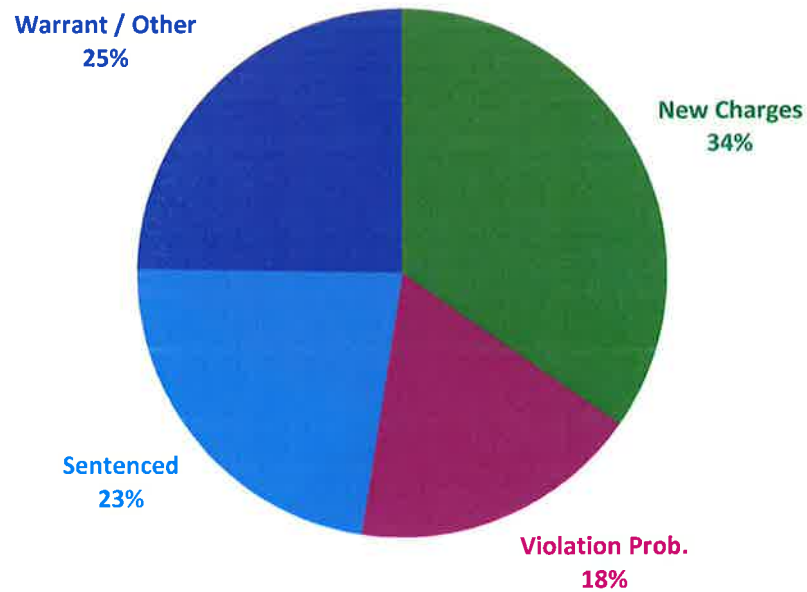


DECEMBER 2022

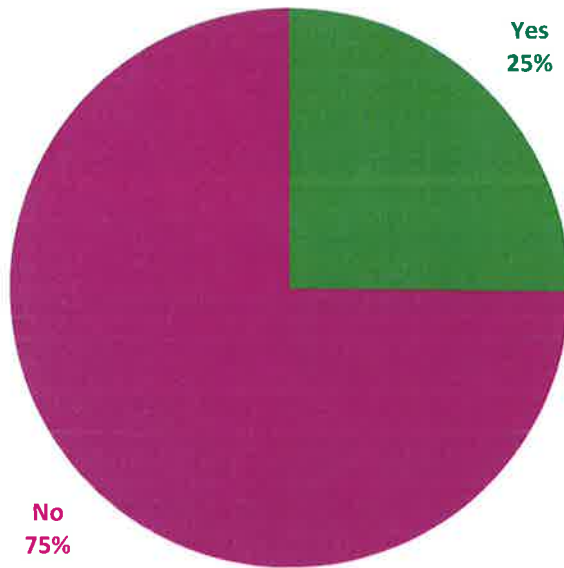
INCARCERATED WITHIN LAST 3 YEARS



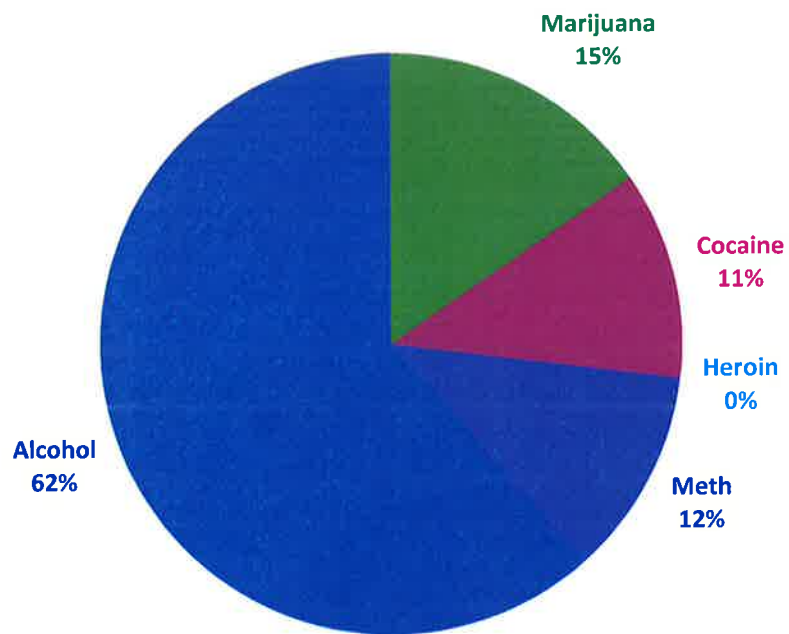
REASON FOR REINCARCERATION



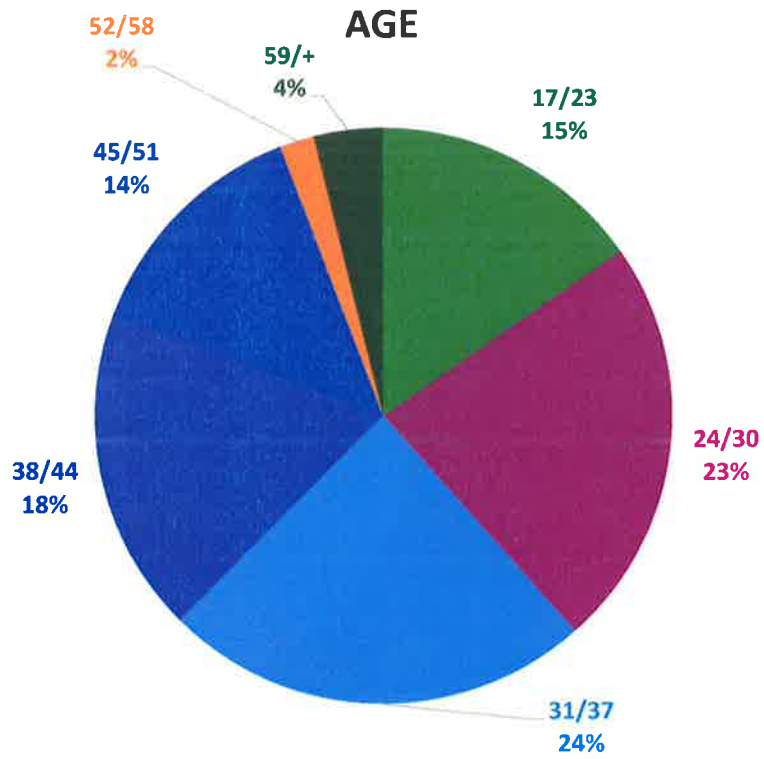
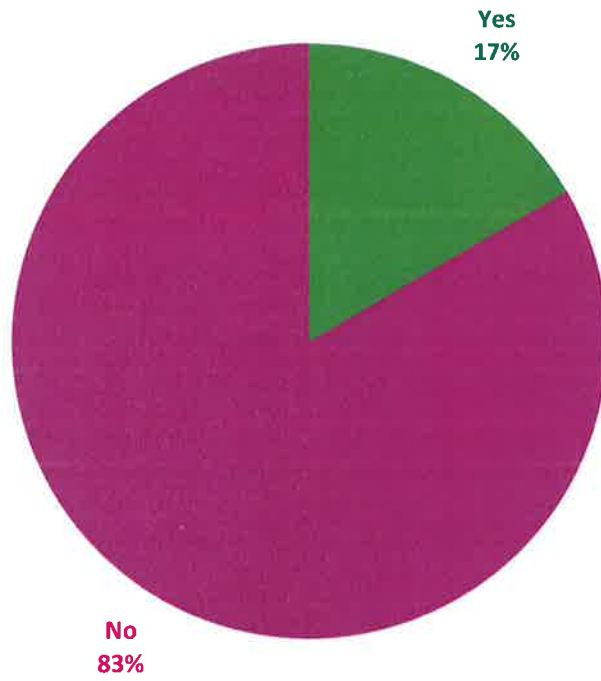
ALCOHOL OR DRUG RELATED?



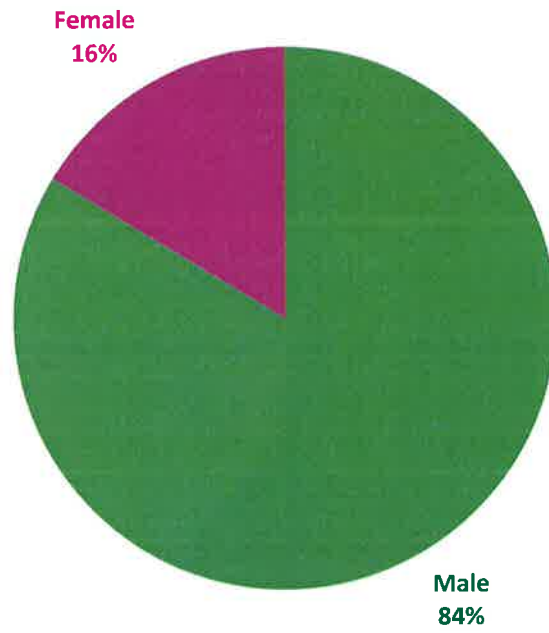
TYPE OF DRUG USED?



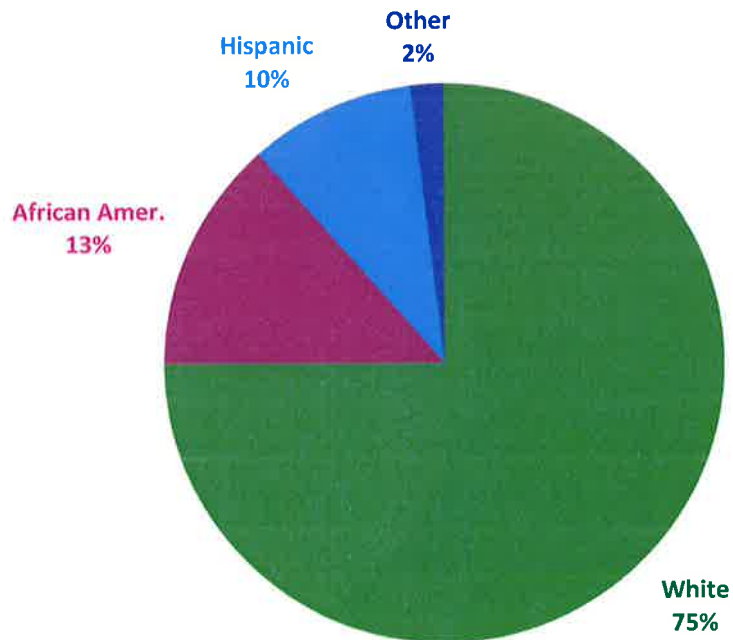
UNDER INFLUENCE AT BOOKING?




GENDER



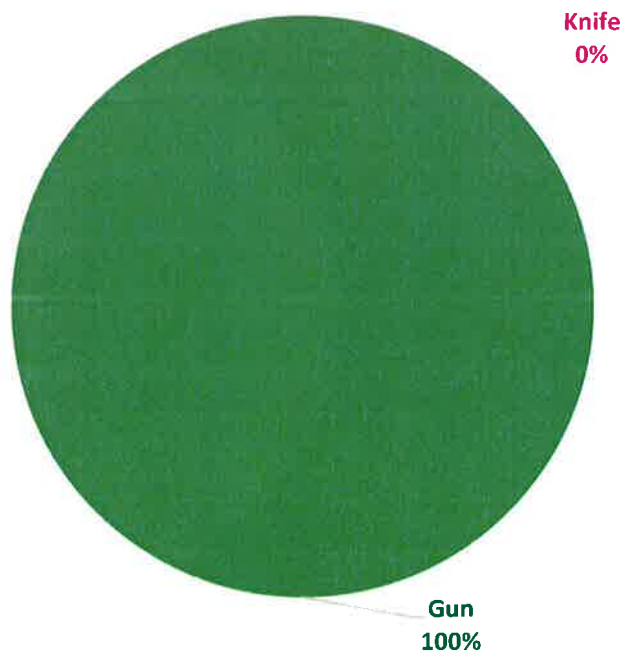
ETHNICITY



WEAPON USED?



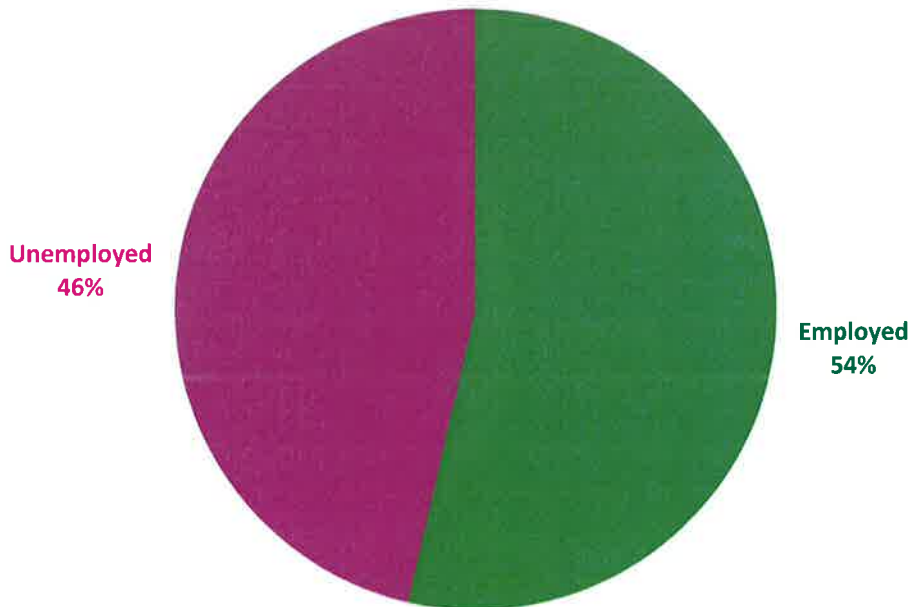
TYPE OF WEAPON USED



TYPE OF HOUSING



JOB STATUS



EDUCATION LEVEL

