

AGENDA
JEFFERSON COUNTY
COMMUNITY JUSTICE COLLABORATING COUNCIL (CJCC)

Via ZOOM Meeting ID# 879 2366 2949

Wednesday, May 24, 2023 at 12:00 noon

Committee Members

Bennett J. Brantmeier
Circuit Court Judge

Dwayne Morris
County Board Supervisor

Monica Hall
District Attorney

Paul Milbrath
Sheriff

Cindy Hamre Incha
Clerk of Circuit Court

Emily McFarland
Mayor – City of Watertown

Amber Rumpf
Public Defender's Office

Sarah Rogge
Department of Corrections

Ben Wehmeier
County Administrator

Brent Ruehlow
Human Services Director

J. Blair Ward
Corporation Counsel

Pamela Waters
Literacy Council Executive Director

Alan Richter
Chiefs & Sheriff Assn. Representative

Barbara LeDuc
President/CEO-Opportunities, Inc.

Elizabeth Chilsen
Health Department Director

Kendall Wick
Child Support Agency Representative

1. Call to order.
2. Roll call.
3. Certification of compliance with the open meetings law.
4. Review and approve minutes from the January 25, 2023, meeting.
5. Public comment. (Members of the public who wish to address the committee on specific agenda items must register their request at this time)
6. “Transitioning Out” (Rogge)
7. Report from CJCC/Treatment Coordinator (Holler).
8. Update on Jefferson County Alcohol Treatment Court (JCATC) & Jefferson County Drug Treatment Court (JCDTC) outcomes. (Liz Reinke)
9. Introduction and Confirmation of Kathy Volk: Director of Public Services / J.S.D.
10. Update on Secure Continuous Remote Alcohol Monitor (SCRAM) and Remote Breath. (Mary Sweeney)
11. Report on Recidivism (CCAP). (Sweeney)
12. Update on Recidivism Council. (Waters)
13. Update on monthly jail data. (JESO)
14. Opioid Litigation / Where will the money go?
15. Future regular CJCC meeting dates:

July 26, 2023	12:00 noon
Sept 27, 2023	12:00 noon (Judge Gone)
- Future subcommittee meeting dates:

TBD
TBD
15. Future agenda items. (½ Business / ½ Speakers)
16. Adjourn.

Link for the meeting: <https://wicourts.zoom.us/j/87923662949>

A quorum of any Jefferson County Committee, Board, Commission or other body, including the Jefferson County Board of Supervisors, may be present at this meeting.

Individuals requiring special accommodations for attendance at the meeting should contact the County Administrator 24 hours prior to the meeting at 920-674-7101 so appropriate arrangements can be made.

MINUTES

Community Justice Collaborating Council

March 22, 2023

1. Call to Order

Meeting was called to order by Judge Brantmeier at 12:00 p.m.

2. Roll Call

Members present: Bennett Brantmeier, Circuit Court Judge; Elizabeth Chilsen, Health Department Director; Monica Hall, District Attorney; Cindy Hamre Incha, Clerk of Circuit Court; Emily McFarland, Mayor – City of Watertown; Dwayne Morris, County Board Supervisor; Alan Richter, Chief's & Sheriff's Association Representative; Sarah Rogge, Department of Corrections; Amber Rumpf, Public Defender's Office; J. Blair Ward, Corporation Counsel; Pamela Waters, Literacy Council Executive Director; Kendall Wick, Child Support Agency Representative.

Excused: Ben Wehmeier, County Administrator; Barbara LeDuc, President/CEO-Opportunities, Inc; Brent Ruehlow, Human Services Director.

Others present: Craig Holler, CJCC/Treatment Court Coordinator; Elizabeth Reinke, WCS; Captain Margo Gray for Sheriff Milbrath, Sheriff's Office; Kathy Volk, School District of Jefferson; Holly Pagel, Human Services.

3. Certification of compliance with Open Meetings Law Requirements

Ward certified compliance with the Open Meetings Law.

4. Review and approve minutes from January 25, 2023 meeting

Draft minutes were provided for review.

Motion by Ward/Morris to approve the minutes from January 25, 2023 as printed. Motion passed 12-0.

5. Public Comment

None

6. 2023 CJCC Presenters

- Volunteer to secure speaker for May 24, 2023.

Brantmeier asked for ideas on presenters for the next CJCC meeting.

Morris asked for a discussion on the transition process from CJCC and incarceration back into life and job. Rumpf said it would be important to identify what support systems we already have in place and what we are missing. Sarah Rogge will present some background information at the next meeting and the group can then brainstorm ideas. No action taken.

7. Report from CJCC/Treatment Coordinator (Holler)

The CJCC/Treatment Coordinator report was provided for review. Holler went over the information. Judge Brantmeier noted that overall Treatment Court is doing well. No action taken.

8. Update on Jefferson County Alcohol Treatment Court (JCATC) & Jefferson County Drug Treatment Court (JCDTC) outcomes (Reinke)

Reports were provided for review. Reinke gave an update on number of participants and graduates. No action taken.

9. Treatment Court Record Keeping Update (Hamre Incha)

Hamre Incha presented information from a training she attended on managing Treatment Court records consistently across the state. No action taken.

10. Update on Secure Continuous Remote Alcohol Monitor (SCRAM) and Remote Breath (Reinke)

A SCRAM report was provided for review. Reinke reviewed the SCRAM data. No action taken.

11. Report on Recidivism (CCAP) (Sweeney)

This was included in Holler's Report. No action taken.

12. Update on Recidivism Council (Waters)

Waters said that they met this morning and said their group is working on a Reentry Resource Guide for people transitioning from Treatment Court and incarceration into normal life. They are working

on getting this information to the people who need it. This guide will be included in the presentation at the next meeting on May 24th. No action taken.

13. Update on monthly jail data (JESO)

Jail data was provided for review. Captain Gray went over the data and talked about the drugs they are seeing. The jail has a full time Mental Health Worker in the jail who provides counseling and reentry information and resources. GED and OSHA Certifications continue. Gray addressed questions from Rumpf regarding the process for continuation of prescription medications in the jail. No action taken.

14. Update on Opioid Litigation

Ward explained that on December 21, 2022 the Jefferson County Board of Supervisor authorized a settlement agreement in the amount of \$2.9M. On March 14th the Jefferson County Board of Supervisors authorized another settlement agreement in the amount of \$2.5M. This money will get paid out over a period of time ranging from 5 to 15 years. Updates will continue to be provided. No action taken.

15. Future regular CJCC Meeting dates:

Regular Meetings:

- May 24, 2023 Noon
- July 26, 2023 Noon

Subcommittee Meetings:

- TBD

16. Future Agenda Items (½ Business / ½ Speakers)

- Presentation from Sarah Rogge, Department of Corrections
- Discussion on the transition process from CJCC/incarceration back into society.
- Discussion on how Opioid Litigation settlement money can be used.
- Confirmation of the appointment of Kathy Volk as the CJCC Education Representative

17. Adjourn

Adjourned at 1:00 p.m.

7. Report from CJCC/Treatment Court Coordinator

a. Recidivism:

ATC:

Graduation Percentage: +1% 80% (# of graduates-109 / total # of people who left program-137)
 Graduation Rate: -5% 65% (# of graduates-109/ total # of participants-167)
 Termination Percentage: = 20% (# of termination-28/ total # of people who left program-137)
 Termination Rate: -1% 17% (# of termination-28/ total # of participants-167)
 Recidivism (new charges): = 11% (# of graduates charged 12 / total # of graduates 109)
 OWI Recidivism = 4% (# of graduates charged with OWI 4 / total # of graduates 109)

DTC:

Graduation Percentage: +2% 55% (# of graduates-32 / total # of people who left program-58)
 Graduation Rate: +1% 49% (# of graduates-32 / total # of participants-65)
 Termination Percentage: = 45% (# of termination-26 / total # of people who left program-58)
 Termination Rate: = 40% (# of termination-26 / total # of participants-65)
 Recidivism (new charges): -1% 28% (# of graduates charged 9 / total # of graduates 32)

b. Community Service:

Total Ordered	ATC	48
Total Orderd	DTC	28
Total Completed	ATC	44
Total Completed	DTC	24
Total Hours	Fair	60
Total Hours	Parks	0
Total Hours	Other	60

c. Training:

Jefferson County Treatment Court Team is scheduled to undergo an Operational Tun-Up Training in August, 2023. This will be a joint training with Dane and Waukesha Counties'

Treatment Court Teams. The training will be held at the Watertown Public Library and will be facilitated by the National Association of Drug Treatment Courts (NADC). The training is provided by NADC at no cost.

d. Driver's License Restoration Clinic:

Jefferson County and LIFT WI have held two clinics since the March meeting. In April, 8 people were helped. In May, 3 people were helped. However, 3 more people were signed up but cancelled the week of the clinic due to work.

Jefferson County will coordinate with LIFT WI next week to establish a game plan for the rest of the year to ensure all spots are filled.

**JEFFERSON COUNTY ALCOHOL TREATMENT COURT PROGRAM
WISCONSIN COMMUNITY SERVICES, INC.**

April 2023-3rd & 4th offense

Active Participants

	Month	YTD	PTD
<u>Staffing Review</u>			
Accepted	0	7	167
Denied	0	1	13
<u>Waitlist</u>			
Case Resolved	0	0	3
Participants YTD: 25			
Participants PTD: 159			
Current caseload: 22			
New Participants: 3 YTD: 8			
<u>Program Phase Levels:</u>			
	Month		
Phase 1:	4		
Phase 2:	9		
Phase 3:	4		
Phase 4:	5		
Phase 5:	0		
	Month	YTD	PTD
<u>SCRAM CAM</u>			
Completions	4	11	254
Violations	0	1	42
Alcohol	0	0	16
Tamper	0	1	26

Other ATC Program Components

<u>Discharges from Program:</u>			
	Month	YTD	PTD
Re-offended	0	0	1
Voluntary	0	0	9
Team Decision	0	0	15
Other	0	0	3
<u>Incentives:</u>	93	433	6091
<u>Sanctions:</u>	14	84	1402
<u>Positive Tests:</u>			
PBT's	2	2	40
UA's	20	69	333
Dilutions	0	0	0
Refusals	1	3	44
<u>Community Service:</u>	1	9	73

Alcohol Treatment Court Graduate Stats

	Month	YTD	PTD
Graduations	1	3	109
Jail Days Saved	246	433	32625
Self-help Groups	88	288	16060
PBTs	131	344	15758
Positives	0	0	18
Drug Tests	22	63	2164
Positives	0	0	29
Face to Face Contacts	22	65	3766
Court Sessions	18	47	2061
Average Length of Stay	370	347	381

Demographics

Ethnicity	Month	YTD	PTD
Caucasian	21	24	151
African American	0	0	2
Asian	0	0	0
Hispanic	1	1	6
Native American	0	0	0
Other	0	0	0
Gender			
Male	13	15	118
Female	9	10	41
Age			
18 – 25	2	1	6
26 – 32	2	2	25
33 – 40	9	8	45
41 – 50	3	7	50
51+	6	7	33
Veterans	1	3	19

Graduates & Discharge Demographics

Ethnicity	<u>Graduates</u>			<u>Discharges</u>		
	MO	YTD	PTD	MO	YTD	PTD
Caucasian	1	3	103	0	0	27
African American	0	0	2	0	0	0
Asian	0	0	0	0	0	0
Hispanic	0	0	4	0	0	1
Native American	0	0	0	0	0	0
Other	0	0	0	0	0	0
Gender						
Male	1	2	89	0	0	16
Female	0	1	20	0	0	12
Age						
18 – 25	0	0	2	0	0	2
26 – 32	0	0	18	0	0	5
33 – 40	0	0	27	0	0	9
41 – 50	1	2	40	0	0	7
51+	0	1	22	0	0	5

**JEFFERSON COUNTY DRUG TREATMENT COURT PROGRAM
WISCONSIN COMMUNITY SERVICES, INC.**

April 2023 (TAD)

YTD= Year to Date

PTD= Program to Date

<u>Active Participants</u>			
	Month	YTD	PTD
Referrals	0	8	210
ATR's	0	0	9
Eligible	0	4	85
DA Denied	0	0	25
Clt Denied	0	0	2
DOC Denied	0	0	7
<u>Staffing Review</u>			
Accepted	0	4	73
Denied	0	0	10
<u>Waitlist</u>			
Case Resolved	0	0	0
<u>Participants YTD: 10</u>			
<u>Participants PTD: 65</u>			
<u>Current caseload: 7</u>			
<u>New Participants: 0</u>			
		YTD: 4	
<u>Program Phase Levels:</u>			
	Month		
Phase 1:	2		
Phase 2:	2		
Phase 3:	1		
Phase 4:	0		
Phase 5:	2		
	Month	YTD	PTD
<u>SCRAM/GPS</u>			
Completions	0	0	29
Violations	0	0	21
Alcohol	0	0	16
Tamper	0	0	6

<u>Other DTC Program Components</u>			
<u>Discharges from Program:</u>			
	Month	YTD	PTD
Re-offended	0	0	1
Voluntary	1	1	8
Team Decision	0	0	15
Other	0	0	2
<u>Incentives:</u>	55	149	3054
<u>Sanctions:</u>	24	74	1117
<u>Positive Tests:</u>			
PBT's	0	0	7
UA's	19	41	392
Dilutions	0	0	3
Refusals	3	10	53
<u>Community Service:</u>	0	3	48

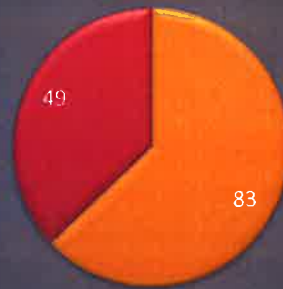
<u>Drug Treatment Court Graduate Stats</u>			
	Month	YTD	PTD
Graduations	1	2	32
Self-help Groups	209	291	4362
PBTs	215	336	4446
Positives	0	0	3
Drug Tests	236	337	4922
Positives	15	19	97
Face to Face Contacts	51	73	973
Court Sessions	48	66	816
Average Length of Stay	717	542	476

<u>Demographics</u>			
Ethnicity	Month	YTD	PTD
Caucasian	7	10	62
African American	0	0	1
Asian	0	0	0
Hispanic	0	0	1
Native American	0	0	0
Other	0	0	1
<u>Gender</u>			
Male	4	7	35
Female	3	3	30
<u>Age</u>			
18 – 25	1	1	11
26 – 32	2	4	25
33 – 40	4	5	24
41 – 50	0	0	3
51+	0	0	2
Veterans	0	0	1

<u>Graduates & Discharge Demographics</u>						
Ethnicity	<u>Graduates</u>			<u>Discharges</u>		
	MO	YTD	PTD	MO	YTD	PTD
Caucasian	1	2	31	1	1	24
African American	0	0	1	0	0	0
Asian	0	0	0	0	0	0
Hispanic	0	0	0	0	0	1
Native American	0	0	0	0	0	0
Other	0	0	0	0	0	1
<u>Gender</u>						
Male	1	2	14	1	1	17
Female	0	0	18	0	0	9
<u>Age</u>						
18 – 25	0	0	3	0	0	7
26 – 32	0	1	14	1	1	11
33 – 40	1	1	12	0	0	6
41 – 50	0	0	1	0	0	2
51+	0	0	2	0	0	0

MARCH 2023 REINCARCERATION GRAPHS

**INCARCERATED AT JESO WITHIN
LAST 3 YEARS**



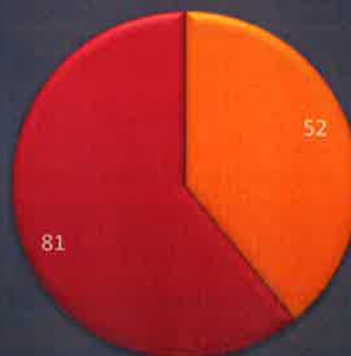
Yes No

REASON FOR REINCARCERATION



New Charges Violation Prob. Sentenced Warrant / Other

ALCOHOL OR DRUG RELATED?



Yes No

TYPE OF DRUG USED



■ Marijuana ■ Cocaine ■ Heroin ■ Meth ■ Alcohol ■ Other ■ Multiple

UNDER THE INFLUENCE AT BOOKING?



■ Yes ■ No ■ Unknown

AGE



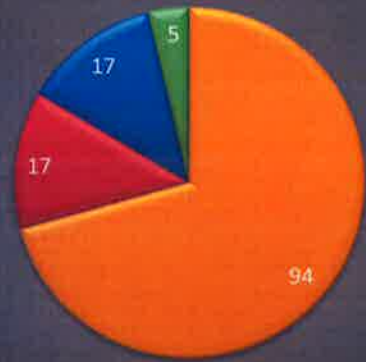
■ 17/23 ■ 24/30 ■ 31/37 ■ 38/44 ■ 45/51 ■ 52/58 ■ 59/+

GENDER



Male Female

ETHNICITY



White African Amer. Hispanic Other

WEAPON USED?



Yes No

TYPE OF WEAPON USED



Gun Knife

TYPE OF HOUSING



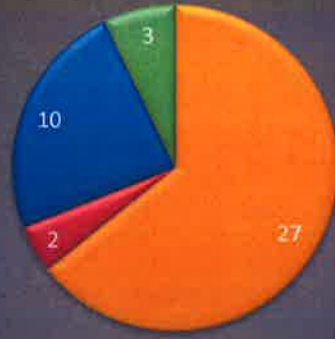
Permanent Homeless

EMPLOYMENT STATUS



Employed Unemployed

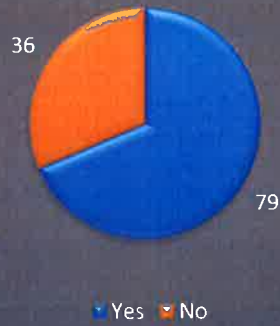
EDUCATION LEVEL



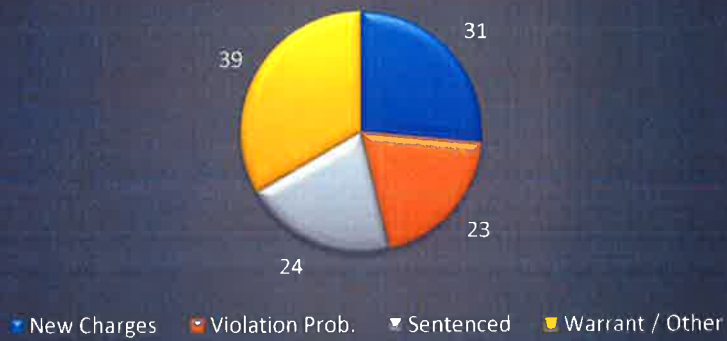
■ High School ■ GED ■ College ■ None of the Above

APRIL 2023 REINCARCERATION GRAPHS

INCARCERATED AT JESO WITHIN LAST 3 YEARS?



REASON FOR REINCARCERATION



ALCOHOL OR DRUG RELATED CHARGE(S)?



TYPE OF DRUG(S) USED



UNDER THE INFLUENCE AT BOOKING?



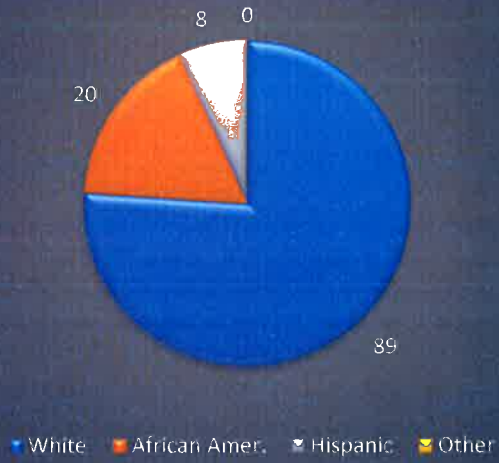
AGE



GENDER



ETHNICITY



WEAPON USED (NEW CHARGES ONLY)?



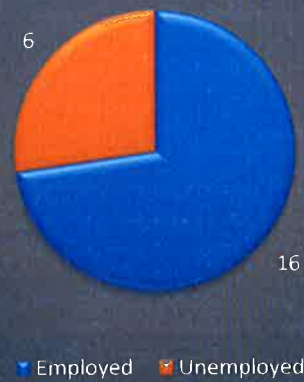
TYPE OF WEAPON USED



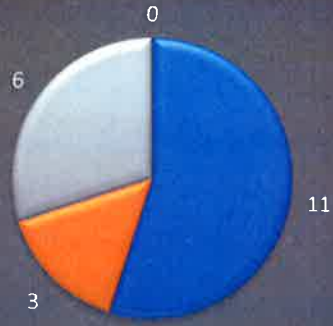
TYPE OF HOUSING (SENTENCED INMATES ONLY)



JOB STATUS (SENTENCED INMATES ONLY)



EDUCATION LEVEL (SENTENCED INMATES ONLY)



High School GED College None of the Above