

**AGENDA**  
**JEFFERSON COUNTY**  
**COMMUNITY JUSTICE COLLABORATING**  
**COUNCIL (CJCC)**

**Wednesday, Sept 27, 2023 at 12:00 noon**

Join Zoom Meeting

<https://us06web.zoom.us/j/87697754337?pwd=cnVKMzd0TkZFY3RPRHpxMW5kTGxVdz09>

Meeting ID: 876 9775 4337

Passcode: Meet2022

Dial by your location: 1 312 626 6799

**Committee Members**

Bennett J. Brantmeier  
*Circuit Court Judge*

Dwayne Morris  
*County Board Supervisor*

Monica Hall  
*District Attorney*

Paul Milbrath  
*Sheriff*

Cindy Hamre Incha  
*Clerk of Circuit Court*

Emily McFarland  
*Mayor-City of Watertown*

Amber Rumpf  
*Public Defender's Office*

Sarah Rogge  
*Department of Corrections*

Ben Wehmeier  
*County Administrator*

Brent Ruehlow  
*Human Services Director*

J. Blair Ward  
*Corporation Counsel*

Pamela Waters  
*Literacy Council Director*

Alan Richter  
*Chiefs & Sheriff's Assn. Rep.*

Barbara LeDuc  
*President/CEO-Opportunities, Inc.*

Elizabeth Chilsen  
*Health Department Director*

Kendall Wick  
*Child Support Agency Rep.*

Kathy Volk  
*Director of Student Services  
Jefferson School District*

1. Call to order
2. Roll call.
3. Certification of compliance with the open meetings law.
4. Review and approve minutes from the July 26, 2023 meeting.
5. Public comment. (Members of the public who wish to address the committee on specific agenda items must register their request at this time.)
6. Report from CJCC/Treatment Coordinator. (Holler)
  - a. CJCC & Treatment MOUs?
7. Update on Jefferson County Alcohol Treatment Court (JCATC) & Jefferson County Drug Treatment Court (JCDTC) outcomes. (Denise Rawski)
8. Update on Secure Continuous Remote Alcohol Monitor (SCRAM) and Remote Breath. (Mary Sweeney)
9. CJCC: National Standards Review update. (Waters)
10. Update on Recidivism Council. (Waters)
  - a. MOUs?
11. Update on monthly jail data. (JESO)
12. Opioid Settlement ideas. (Brent Ruehlow / Ben Wehmeier)
13. Future regular CJCC meeting dates:

|               |            |
|---------------|------------|
| Nov. 29, 2023 | 12:00 noon |
| Jan. 24, 2024 | 12:00 noon |
14. Bylaws adjustment (Ben Wehmeier)
15. Family Treatment Court Tour / Walworth County. Nov. 17, 2023, contact Laura Wagner for details.
16. Adjourn

A quorum of any Jefferson County Committee, Board, Commission or other body, including the Jefferson County Board of Supervisors, may be present at this meeting.

Individuals requiring special accommodations for attendance at the meeting should contact the County Administrator 24 hours prior to the meeting at 920-674-7101 so appropriate arrangements can be made

**MINUTES**  
**Community Justice Collaborating Council**  
**July 26, 2023**

**1. Call to Order**

The meeting was called to order by Judge Brantmeier at 12:00 p.m.

**2. Roll Call**

Members present: Bennett Brantmeier, Circuit Court Judge; Elizabeth Chilsen, Health Department Director; Monica Hall, District Attorney; Barbara LeDuc, President/CEO-Opportunities, Inc; Emily McFarland, Mayor – City of Watertown; Dwayne Morris, County Board Supervisor; Alan Richter, Chief's & Sheriff's Association Representative; Sarah Rogge, Department of Corrections; Brent Ruehlow, Human Services Director; Amber Rumpf, Public Defender's Office; J. Blair Ward, Corporation Counsel; Pamela Waters, Literacy Council Executive Director; Ben Wehmeier, County Administrator

Absent: Cindy Hamre Incha, Clerk of Circuit Court; Paul Milbrath, Sheriff; Kathy Volk, Director of Public Services / Jefferson School District; Kendall Wick, Child Support Agency Representative

Others present: Craig Holler, CJCC/Treatment Court Coordinator; Mary Sweeney, Denise Rawski, WCS.

**3. Certification of compliance with Open Meetings Law Requirements**

Staff certified compliance with the Open Meetings Law.

**4. Review and approve minutes from May 24, 2023 meeting.**

Draft minutes were provided for review.

Motion by Morris/Rogge to approve the minutes from May 24, 2023 as printed. Motion passed 10-0.

**5. Public Comment**

None

**6. Report from CJCC/Treatment Coordinator (Holler)**

The CJCC/Treatment Coordinator report was provided for review. Holler went over the information. Recidivism Information was included in his report. There has been an increase in graduations. A copy of the National Standard Review was provided in the packet. No action taken.

**7. Update on Jefferson County Alcohol Treatment Court (JCATC) & Jefferson County Drug Treatment Court (JCDTC) outcomes (Rawski)**

Reports were provided for review. Denise Rawski, WCS reviewed the data. No action taken.

**8. Update on Secure Continuous Remote Alcohol Monitor (SCRAM) and Remote Breath (Sweeney)**

A SCRAM report was provided for review. Sweeney reviewed the SCRAM data year to date and alerts. No action taken.

**9. Report on Recidivism (CCAP) (Sweeney)**

This was included in Holler's Report. No action taken.

**10. Update on Recidivism Council (Waters)**

Waters said that the Council talked about the checklist included in the packet. They will meet on August 16<sup>th</sup> at 8 am to work on this. No action taken.

**11. Update on monthly jail data (JESO)**

Jail data was provided for review. No action taken.

**12. Opioid Litigation / Where will the money go?**

Wehmeier gave an update on the settlement. Staff are looking at ideas and working with Rock and Walworth Counties on collaboration. Ruehlow said that they are conducting a gap analysis. No action taken.

**13. Future regular CJCC Meeting dates:**

Regular Meetings:

- September 27, 2023            Noon
- November 29, 2023           Noon

Subcommittee Meetings:

- TBD

**14. Future Agenda Items (½ Business / ½ Speakers)**

- Discussion/Presentation on establishing a Family Treatment Court in Jefferson County
- Opioid Litigation Update
- Update on National Standard Review Update (i
- Report from CJCC on MOU
- Review CJCC bylaws

**15. Adjourn**

Motion by Wehmeier/Ward to adjourn at 12:33 p.m.

**JEFFERSON COUNTY ALCOHOL TREATMENT COURT PROGRAM  
WISCONSIN COMMUNITY SERVICES, INC.**

August 2023 - 3<sup>rd</sup> & 4<sup>th</sup> offense

**Active Participants**

|                                     | Month | YTD | PTD |
|-------------------------------------|-------|-----|-----|
| <b><u>Staffing Review</u></b>       |       |     |     |
| Accepted                            | 0     | 11  | 171 |
| Denied                              | 0     | 1   | 13  |
| <b><u>Waitlist</u></b>              |       |     |     |
| Case Resolved                       | 0     | 0   | 3   |
| <b>Participants YTD: 28</b>         |       |     |     |
| <b>Participants PTD: 162</b>        |       |     |     |
| <b>Current caseload: 17</b>         |       |     |     |
| <b>New Participants: 0 YTD: 11</b>  |       |     |     |
| <b><u>Program Phase Levels:</u></b> |       |     |     |
|                                     | Month |     |     |
| Phase 1:                            | 0     |     |     |
| Phase 2:                            | 4     |     |     |
| Phase 3:                            | 5     |     |     |
| Phase 4:                            | 8     |     |     |
| Phase 5:                            | 0     |     |     |
|                                     | Month | YTD | PTD |
| <b><u>SCRAM CAM</u></b>             |       |     |     |
| Completions                         | 0     | 19  | 262 |
| Violations                          | 0     | 1   | 42  |
| Alcohol                             | 0     | 0   | 16  |
| Tamper                              | 0     | 1   | 26  |

**Other ATC Program Components**

|  | Month      | YTD         | PTD         |
|--|------------|-------------|-------------|
| <b><u>Discharges from Program:</u></b> |            |             |             |
| Re-offended                            | 0          | 0           | 1           |
| Voluntary                              | 0          | 0           | 9           |
| Team Decision                          | 0          | 0           | 15          |
| Other                                  | 1          | 1           | 4           |
| <b><u>Incentives:</u></b>              | <b>140</b> | <b>1051</b> | <b>6709</b> |
| <b><u>Sanctions:</u></b>               | <b>24</b>  | <b>166</b>  | <b>1484</b> |
| <b><u>Positive Tests:</u></b>          |            |             |             |
| PBT's                                  | 0          | 4           | 43          |
| UA's                                   | 20         | 151         | 415         |
| Dilutions                              | 0          | 0           | 0           |
| Refusals                               | 0          | 4           | 45          |
| <b><u>Community Service:</u></b>       | <b>4</b>   | <b>24</b>   | <b>88</b>   |

**Alcohol Treatment Court Graduate Stats**

|                        | Month | YTD  | PTD   |
|------------------------|-------|------|-------|
| Graduations            | 0     | 10   | 116   |
| Jail Days Saved        | 0     | 1733 | 33925 |
| Self-help Groups       | 0     | 1193 | 16965 |
| PBTs                   | 0     | 1471 | 16885 |
| Positives              | 0     | 1    | 19    |
| Drug Tests             | 0     | 353  | 2454  |
| Positives              | 0     | 9    | 38    |
| Face to Face Contacts  | 0     | 268  | 3969  |
| Court Sessions         | 0     | 197  | 2211  |
| Average Length of Stay | 0     | 414  | 309   |

**Demographics**

|                  | Month | YTD | PTD |
|------------------|-------|-----|-----|
| <b>Ethnicity</b> |       |     |     |
| Caucasian        | 17    | 27  | 154 |
| African American | 0     | 0   | 2   |
| Asian            | 0     | 0   | 0   |
| Hispanic         | 0     | 1   | 6   |
| Native American  | 0     | 0   | 0   |
| Other            | 0     | 0   | 0   |
| <b>Gender</b>    |       |     |     |
| Male             | 10    | 17  | 120 |
| Female           | 7     | 11  | 42  |
| <b>Age</b>       |       |     |     |
| 18 - 25          | 2     | 1   | 6   |
| 26 - 32          | 1     | 2   | 25  |
| 33 - 40          | 6     | 9   | 46  |
| 41 - 50          | 5     | 9   | 52  |
| 51+              | 3     | 7   | 33  |
| Veterans         | 0     | 3   | 19  |

**Graduates & Discharge Demographics**

| Ethnicity        | Graduates |     |     | Discharges |     |     |
|------------------|-----------|-----|-----|------------|-----|-----|
|                  | MO        | YTD | PTD | MO         | YTD | PTD |
| Caucasian        | 0         | 9   | 109 | 1          | 1   | 28  |
| African American | 0         | 0   | 2   | 0          | 0   | 0   |
| Asian            | 0         | 0   | 0   | 0          | 0   | 0   |
| Hispanic         | 0         | 1   | 5   | 0          | 0   | 1   |
| Native American  | 0         | 0   | 0   | 0          | 0   | 0   |
| Other            | 0         | 0   | 0   | 0          | 0   | 0   |
| <b>Gender</b>    |           |     |     |            |     |     |
| Male             | 0         | 6   | 93  | 1          | 1   | 17  |
| Female           | 0         | 4   | 23  | 0          | 0   | 12  |
| <b>Age</b>       |           |     |     |            |     |     |
| 18 - 25          | 0         | 0   | 2   | 0          | 0   | 2   |
| 26 - 32          | 0         | 1   | 19  | 0          | 0   | 5   |
| 33 - 40          | 0         | 3   | 30  | 0          | 0   | 9   |
| 41 - 50          | 0         | 3   | 41  | 1          | 1   | 8   |
| 51+              | 0         | 3   | 24  | 0          | 0   | 5   |

**JEFFERSON COUNTY DRUG TREATMENT COURT PROGRAM  
WISCONSIN COMMUNITY SERVICES, INC.  
August 2023 (TAD)**

\*\*YTD= Year to Date\*\*

\*\*PTD= Program to Date\*\*

| <b>Active Participants</b>   |       |         |     |
|------------------------------|-------|---------|-----|
|                              | Month | YTD     | PTD |
| <b>Referrals</b>             | 0     | 19      | 221 |
| ATR's                        | 0     | 1       | 10  |
| Eligible                     | 1     | 12      | 93  |
| DA Denied                    | 0     | 1       | 26  |
| Clt Denied                   | 1     | 1       | 3   |
| DOC Denied                   | 0     | 0       | 7   |
| <b>Staffing Review</b>       |       |         |     |
| Accepted                     | 0     | 12      | 81  |
| Denied                       | 0     | 2       | 12  |
| <b>Waitlist</b>              | 0     | 0       | 0   |
| <b>Case Resolved</b>         | 0     | 0       | 0   |
| <b>Participants YTD:</b>     | 16    |         |     |
| <b>Participants PTD:</b>     | 71    |         |     |
| <b>Current caseload:</b>     | 10    |         |     |
| <b>New Participants:</b>     | 1     | YTD: 10 |     |
| <b>Program Phase Levels:</b> |       |         |     |
|                              | Month |         |     |
| Phase 1:                     | 3     |         |     |
| Phase 2:                     | 5     |         |     |
| Phase 3:                     | 1     |         |     |
| Phase 4:                     | 1     |         |     |
| Phase 5:                     | 0     |         |     |
|                              | Month | YTD     | PTD |
| <b>SCRAM/GPS</b>             |       |         |     |
| Completions                  | 0     | 0       | 29  |
| Violations                   | 0     | 0       | 21  |
| Alcohol                      | 0     | 0       | 16  |
| Tamper                       | 0     | 0       | 6   |

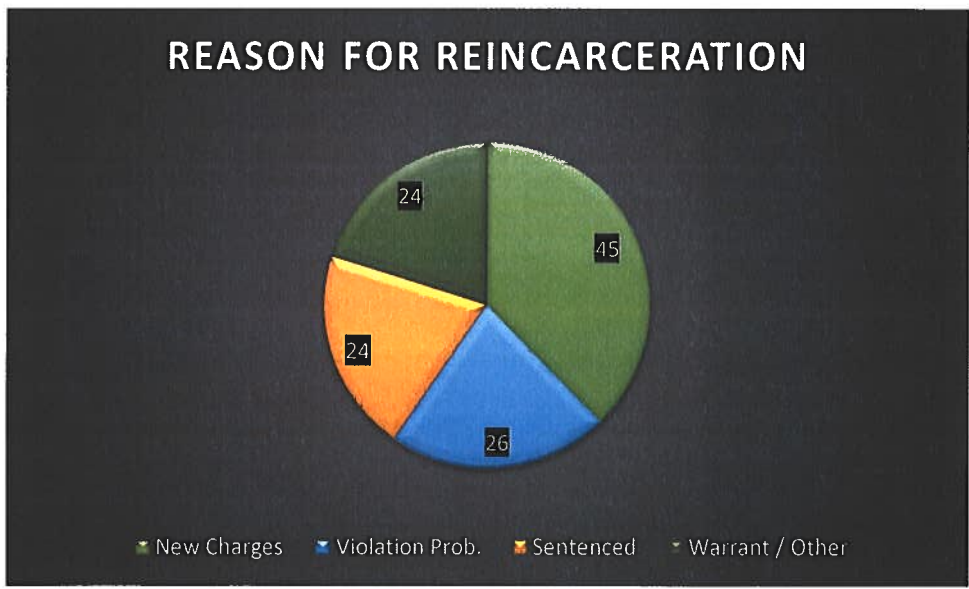
| <b>Other DTC Program Components</b> |       |     |      |
|-------------------------------------|-------|-----|------|
| <b>Discharges from Program:</b>     |       |     |      |
|                                     | Month | YTD | PTD  |
| Re-offended                         | 0     | 0   | 1    |
| Voluntary                           | 0     | 1   | 8    |
| Team Decision                       | 1     | 1   | 16   |
| Other                               | 0     | 0   | 2    |
| <b>Incentives:</b>                  | 45    | 367 | 3272 |
| <b>Sanctions:</b>                   | 36    | 177 | 1220 |
| <b>Positive Tests:</b>              |       |     |      |
| PBT's                               | 0     | 1   | 8    |
| UA's                                | 15    | 97  | 448  |
| Dilutions                           | 0     | 0   | 3    |
| Refusals                            | 2     | 19  | 62   |
| <b>Community Service:</b>           | 6     | 28  | 68   |

| <b>Drug Treatment Court Graduate Stats</b> |       |     |      |
|--|-------|-----|------|
|  | Month | YTD | PTD  |
| Graduations                                | 0     | 4   | 34   |
| Self-help Groups                           | 0     | 531 | 4602 |
| PBTs                                       | 0     | 659 | 4769 |
| Positives                                  | 0     | 0   | 3    |
| Drug Tests                                 | 0     | 699 | 5284 |
| Positives                                  | 0     | 32  | 110  |
| Face to Face Contacts                      | 0     | 142 | 1042 |
| Court Sessions                             | 0     | 137 | 887  |
| Average Length of Stay                     | 0     | 532 | 478  |

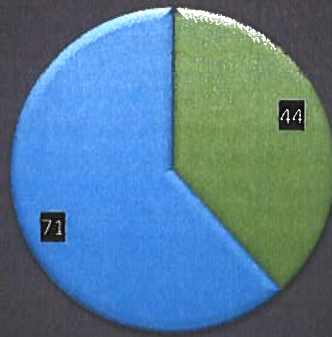
| <b>Demographics</b> |       |     |     |
|---------------------|-------|-----|-----|
|                     | Month | YTD | PTD |
| <b>Ethnicity</b>    |       |     |     |
| Caucasian           | 10    | 16  | 68  |
| African American    | 0     | 0   | 1   |
| Asian               | 0     | 0   | 0   |
| Hispanic            | 0     | 0   | 1   |
| Native American     | 0     | 0   | 0   |
| Other               | 0     | 0   | 1   |
| <b>Gender</b>       |       |     |     |
| Male                | 6     | 12  | 40  |
| Female              | 4     | 4   | 31  |
| <b>Age</b>          |       |     |     |
| 18 - 25             | 3     | 3   | 13  |
| 26 - 32             | 1     | 5   | 26  |
| 33 - 40             | 5     | 7   | 26  |
| 41 - 50             | 1     | 1   | 4   |
| 51+                 | 0     | 0   | 2   |
| <b>Veterans</b>     | 0     | 0   | 1   |

| <b>Graduates &amp; Discharge Demographics</b> |           |     |     |            |     |     |
|---|-----------|-----|-----|------------|-----|-----|
| Ethnicity                                     | Graduates |     |     | Discharges |     |     |
|   | MO        | YTD | PTD | MO         | YTD | PTD |
| Caucasian                                     | 0         | 4   | 33  | 1          | 2   | 25  |
| African American                              | 0         | 0   | 1   | 0          | 0   | 0   |
| Asian   | 0         | 0   | 0   | 0          | 0   | 0   |
| Hispanic                                      | 0         | 0   | 0   | 0          | 0   | 1   |
| Native American                               | 0         | 0   | 0   | 0          | 0   | 0   |
| Other   | 0         | 0   | 0   | 0          | 0   | 1   |
| <b>Gender</b>                                 |           |     |     |            |     |     |
| Male  | 0         | 4   | 16  | 1          | 2   | 18  |
| Female  | 0         | 0   | 18  | 0          | 0   | 9   |
| <b>Age</b>                                    |           |     |     |            |     |     |
| 18 - 25                                       | 0         | 0   | 3   | 0          | 0   | 7   |
| 26 - 32                                       | 0         | 2   | 15  | 1          | 2   | 12  |
| 33 - 40                                       | 0         | 2   | 13  | 0          | 0   | 6   |
| 41 - 50                                       | 0         | 0   | 1   | 0          | 0   | 2   |
| 51+   | 0         | 0   | 2   | 0          | 0   | 0   |

# July 2023 Reincarceration Graphs



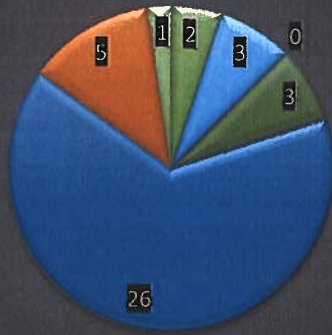
## DRUG OR ALCOHOL RELATED?



■ Yes ■ No

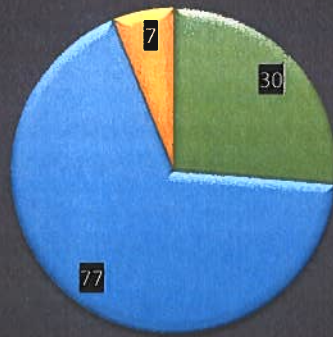
3

## TYPE OF DRUG USED



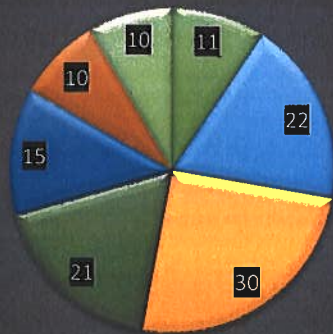
■ Marijuana ■ Cocaine ■ Heroin ■ Meth ■ Alcohol ■ Other ■ Multiple

## UNDER THE INFLUENCE AT BOOKING?



Yes No Unknown


## AGE



17/23 24/30 31/37 38/44 45/51 52/58 59/+




## GENDER




Male Female

## ETHNICITY



White African Amer. Hispanic Other

## WEAPON USED (NEW CHARGES ONLY)?



■ Yes ■ No

## TYPE OF WEAPON USED (NEW CHARGES ONLY)




■ Gun ■ Knife ■ Other

## TYPE OF HOUSING (SENTENCED INMATES ONLY)



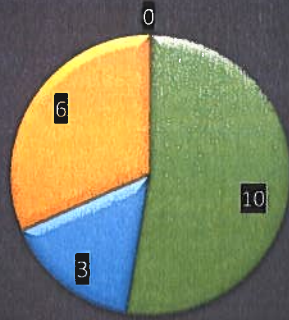
Permanent Homeless

## EMPLOYMENT STATUS (SENTENCED INMATES ONLY)



Employed Unemployed

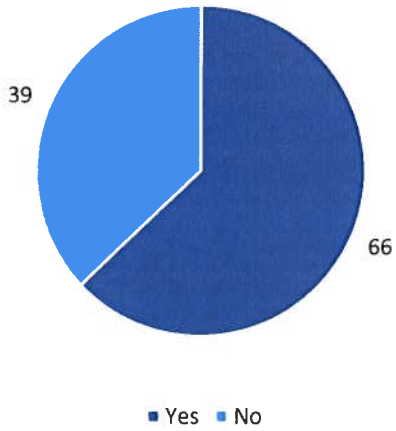
## EDUCATION LEVEL (SENTENCED INMATES ONLY)



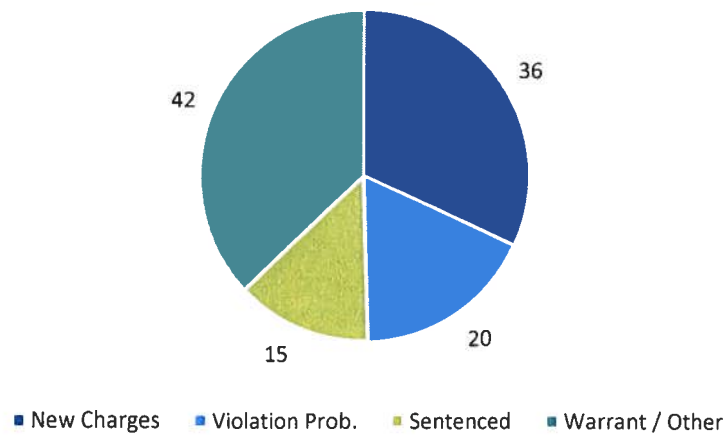
High School GED College None of the Above

## AUGUST 2023 REINCARCERATION GRAPHS

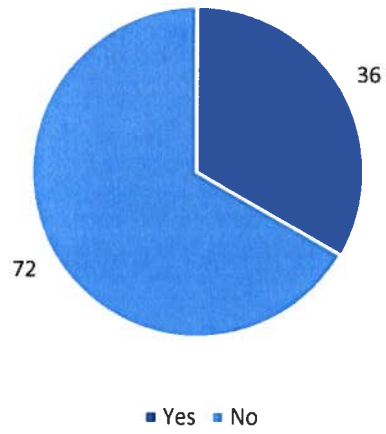
### INCARCERATED AT JESO WITHIN LAST 3 YEARS



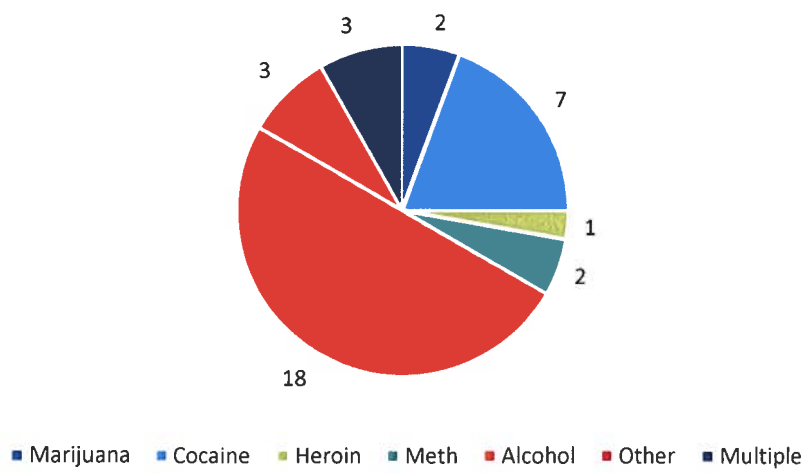
### REASON FOR REINCARCERATION



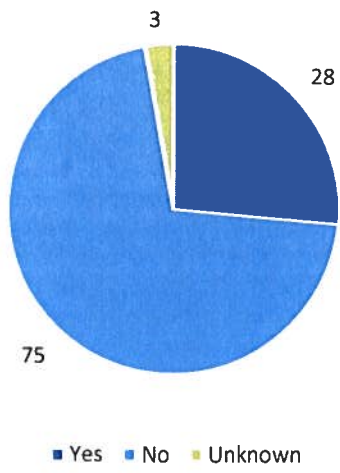
### DRUGS USED?



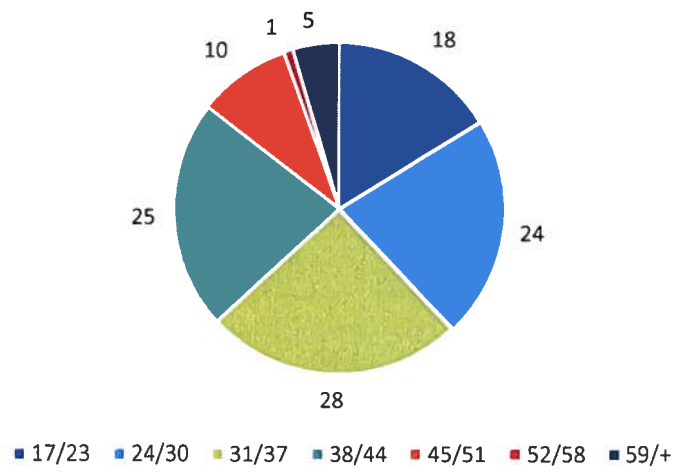
### TYPE OF DRUG USED



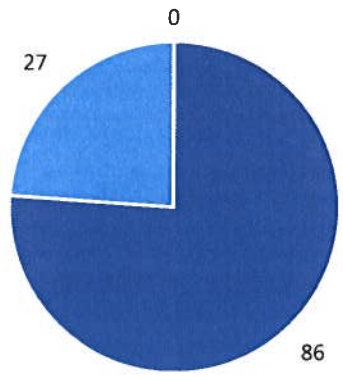
## UNDER THE INFLUENCE?



## AGE

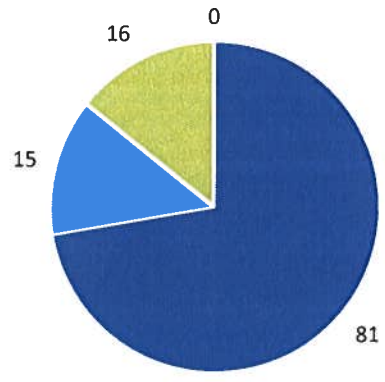


### GENDER



■ Male ■ Female ■ Other

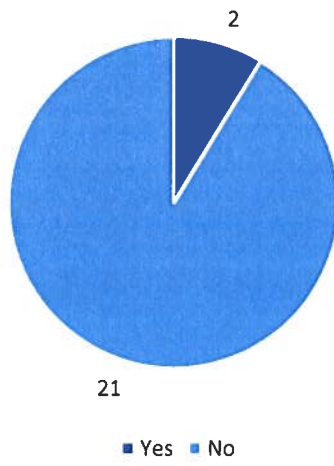
### ETHNICITY



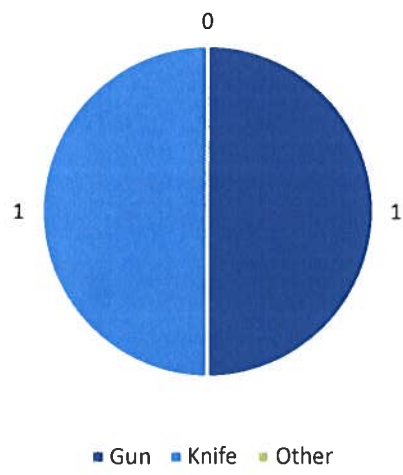
■ White ■ African Amer. ■ Hispanic ■ Other



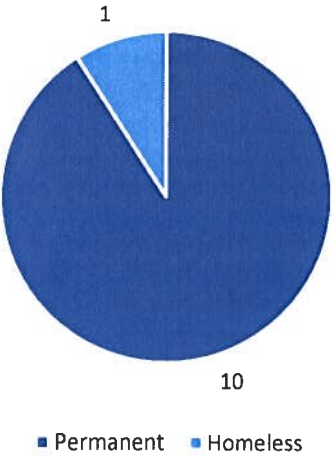
### WEAPON USED (NEW CHARGES ONLY)?



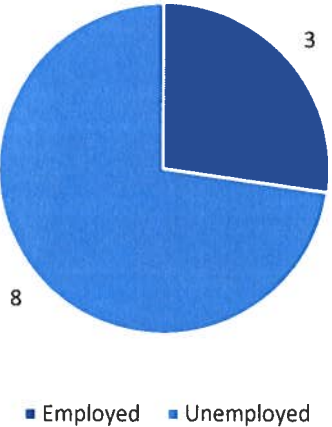
### TYPE OF WEAPON USED (NEW CHARGES ONLY)



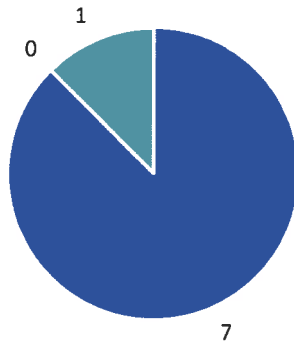
HOUSING (SENTENCED INMATES ONLY)



EMPLOYMENT (SENTENCED INMATES ONLY)



# LEVEL OF EDUCATION (SENTENCED INMATES ONLY)



■ High School ■ GED ■ College ■ None of the Above