

Committee Members

William V. Gruber
Circuit Court Judge

Dwayne Morris
County Board Supervisor

Monica Hall
District Attorney

Paul Milbrath
Sheriff

Cindy Hamre Incha
Clerk of Circuit Court

Emily McFarland
Mayor-City of Watertown

Amber Rumpf
Public Defender's Office

Sarah Rogge
Department of Corrections

Ben Wehmeier
County Administrator

Brent Ruehlow
Human Services Director

Danielle Thompson
Corporation Counsel

Pamela Waters
Literacy Council Director

Alan Richter
Chiefs & Sheriff's Assn. Rep.

Barbara LeDuc
President/CEO -Opportunities, Inc.

Elizabeth Chilsen
Health Dept. Director

Kendall Wick
Child Support Agency Rep.

Kathy Volk
Director of Student Services J.S.D.

AGENDA
JEFFERSON COUNTY
COMMUNITY JUSTICE COLLABORATING COUNCIL
(CJCC)

Via ZOOM Meeting ID: 833 2380 9494
Wednesday, May 22, 2024 at 12:00 noon

1. Call to order
2. Roll call.
3. Certification of compliance with the open meetings law. (Thompson)
4. Review and approve minutes from the March 27, 2024 meeting.
5. Public comment. (Members of the public who wish to address the committee on specific agenda items must register their request at this time.)
6. Report from CJCC/Treatment Coordinator. (Baumann)
7. Update on Jefferson County Alcohol Treatment Court (JCATC) & Jefferson County Drug Treatment Court (JCDTC) outcomes. (Sweeney)
 - a. Request for consideration of subcommittee or agenda item to consider ATC/DTC eligibility.
8. SCRAM / Risk Assessment Subcommittee / new policy? (Thompson)
9. Update on Secure Continuous Remote Alcohol Monitor (SCRAM) and Remote Breath. (Sweeney)
10. Update on Executive and Strategic Planning Subcommittee. (subcommittee chair)
 - a. Status of stakeholder meeting, if any.
11. Update on Recidivism Council. (Waters)
12. Update on monthly jail data. (JESO)
13. Future regular CJCC meeting dates:

<i>Confirm: July 24, 2024</i>	<i>12:00 noon</i>
<i>Confirm: September 25, 2024</i>	<i>12:00 noon</i>
14. Adjourn

Meeting ID: 833 2380 9494

Meeting link: <https://wicourts.zoom.us/j/83323809494>

A quorum of any Jefferson County Committee, Board, Commission or other body, including the Jefferson County Board of Supervisors, may be present at this meeting.

Individuals requiring special accommodations for attendance at the meeting should contact the County Administrator 24 hours prior to the meeting at 920-674-7101 so appropriate arrangements can be made.

MINUTES

Community Justice Collaborating Council

March 27, 2024

1. Call to Order

The meeting was called to order by Judge William Gruber at 12:00 p.m.

2. Roll Call

Members present: William V. Gruber, Circuit Court Judge; Monica Hall, District Attorney; Emily McFarland, Mayor – City of Watertown; Dwayne Morris, County Board Supervisor; Brent Ruehlow, Human Services Director; Amber Rumpf, Public Defender’s Office; Danielle Thompson, Corporation Counsel; Pamela Waters, Literacy Council Executive Director; Ben Wehmeier, County Administrator; Kendall Wick, Child Support Agency Representative.

Excused: Barbara LeDuc, President/CEO-Opportunities, Inc; Alan Richter, Chief’s & Sheriff’s Association Representative; Sarah Rogge, Department of Corrections

Absent: Elizabeth Chilsen, Health Department Director; Cindy Hamre Incha, Clerk of Circuit Court; Paul Milbrath, Sheriff; Kathy Volk, School District of Jefferson

Others present: Vanessa Baumann, CJCC/Treatment Court Coordinator; Mary Sweeney, WCS; and Denise Rawski WCS.

3. Certification of compliance with Open Meetings Law Requirements

Wehmeier certified compliance with the Open Meetings Law.

4. Review and approve minutes from January 24, 2024 meeting.

Draft minutes were provided for review.

Motion by Wehmeier/Morris to approve the minutes from the January 24, 2024 as corrected. Motion passed 10-0.

5. Public Comment

None

6. Lift Wisconsin Presentation/ outcome from last year / looking forward (Baumann)

Wehmeier said that the Finance Committee allocated \$50,000 to continue the Lift Wisconsin Program. No action taken.

7. Report from CJCC/Treatment Coordinator (Baumann)

A written report was provided for review. Baumann said that there are two graduations scheduled for April 17th. Everyone is welcome to attend. The Treatment Court Team is reviewing program manuals and other policies. They are looking at opportunities for team building and will be attending a Treatment Court Conference in April. No action taken.

8. Family Treatment Court Tour/Walworth County (Wagner)

Wehmeier said that a Focus Group or Strategic Plan Committee could look at what treatment court options we would like to pursue, how we can improve processes in our current system and what would best serve Jefferson County. This Group would bring back recommendations to the Council for consideration. Ruehlow talked about Family Treatment Court models and the data that they received from them. Hall discussed the statistics related to other Family Treatment Courts. She also discussed the possibility of pursuing a Veterans Treatment Court. Judge Gruber will form a committee. Rumpf asked the group to consider whether we have the numbers to support a separate treatment court. Hall will begin to keep track of individuals who would not qualify for treatment court but may qualify in one of these new categories. No action taken.

9. Considering Treatment Court / Family Treatment Court (FTC) & Veterans Treatment Court (VTC). – DA Hall / ADA Johnson

- a. Form a subcommittee for strategic planning. (Gruber) No action taken.
- b. Status of meeting with stakeholders in proposed program (Wehmeier)

Treatment Court / Family Treatment Court (FTC) & Veterans Treatment Court (VTC) was discussed with item #8. No action taken.

- 10. Update on Jefferson County Alcohol Treatment Court (JCATC) & Jefferson County Drug Treatment Court (JCDTC) outcomes**
Alcohol Treatment Court and Drug Treatment Court reports were provided for review. Rawski reviewed the report. No action taken.
- 11. SCRAM / Risk Assessment Subcommittee / new policy (Thompson)**
Danielle Thompson, Corporation Counsel, provided an update. No action taken.
- 12. Update on Secure Continuous Remote Alcohol Monitor (SCRAM) and Remote Breath (Sweeney)**
A SCRAM Report was provided for review. Sweeney reviewed the SCRAM data year to date and alerts. No action taken.
- 13. Update on Executive Committee Formation (Gruber)**
Creating a group to research Treatment Court / Family Treatment Court (FTC) & Veterans Treatment Court (VTC) was discussed with item #8. No action taken.
- 14. Update on Recidivism Council (Waters)**
Pamela Waters, Literacy Council Executive Director provided an update. No action taken.
- 15. Update on monthly jail data (JESO)**
No data provided other than provided report. No action taken.
- 16. Future regular CJCC Meeting dates:**
Regular Meetings:

May 22, 2024	Noon
June 27, 2024	Noon
- 17. Adjourn**
Motion by Wehmeier/Morris to adjourn at 12:47 p.m. Motion passed 10-0.

**JEFFERSON COUNTY DRUG TREATMENT COURT PROGRAM
WISCONSIN COMMUNITY SERVICES, INC.
April 2024 (TAD)**

<u>ACTIVE PARTICIPANTS</u>	Month	YTD	PTD
<u>Referrals</u>	3	5	226
ATRs	0	0	11
Eligible	1	2	97
DA Denied	0	2	29
CLT Denied	0	0	3
DOC Denied	0	0	7
<u>Staffing Review</u>			
Accepted	1	1	83
Denied	0	1	13
<u>Wait List</u>			
Case Resolved	0	0	0
Participants YTD:	10		
Participants PTD:	72		
Current Caseload:	7		
New Participants:	0	YTD:	10
Program Phase Levels	Month		
Phase 1	0		
Phase 2	2		
Phase 3	1		
Phase 4	3		
Phase 5	1		
SCRAM/GPS			
Completions	0	1	30
Violations	0	0	23
Alcohol	0	0	17
Tamper	0	0	9

<u>OTHER ATC PROGRAM COMPONENTS</u>	Month	YTD	PTD
<u>Program Discharges:</u>			
Re-Offended	1	1	2
Voluntary	0	0	8
Team Decision	0	1	18
Other	0	0	2
<u>Incentives:</u>	40	157	3662
<u>Sanctions:</u>	19	116	1442
<u>Positive Tests:</u>			
PBTs	0	0	8
UAs	13	34	508
Dilutions	0	1	4
Refusals	1	5	72
<u>Community Service:</u>	0	7	88

<u>DTC GRADUATE STATS</u>	Month	YTD	PTD
Graduations	1	1	35
Self-Help Groups	96	96	4698
PBTs	127	127	4896
Positives	0	0	3
Drug Tests	99	99	5383
Positives	0	0	110
Face-to-Face Contacts	23	23	1065
Court Sessions	20	20	907
Average Length of Stay	404	404	476
	days	days	days

<u>DEMOGRAPHICS</u>	Month	YTD	PTD
<u>Ethnicity</u>			
Caucasian	6	9	68
African American	0	0	1
Asian	0	0	0
Hispanic	1	1	1
Native American	0	0	1
Other	0	0	1
<u>Gender</u>			
Male	4	6	41
Female	3	4	31
<u>Age</u>			
18 – 25	3	3	13
26 – 32	1	2	26
33 – 40	3	4	27
41 - 50	0	1	4
51+	0	0	2
<u>Veterans</u>	0	0	1

<u>GRADUATES & DISCHARGES DEMOGRAPHICS</u>	GRAD MO	GRAD YTD	GRAD PTD	DIS MO	DIS YTD	DIS PTD
<u>Ethnicity</u>						
Caucasian	1	1	34	1	2	28
African American	0	0	1	0	0	0
Asian	0	0	0	0	0	0
Hispanic	0	0	0	0	0	1
Native American	0	0	0	0	0	0
Other	0	0	0	0	0	1
<u>Gender</u>						
Male	1	1	17	1	1	20
Female	0	0	18	0	1	10
<u>Age</u>						
18 - 25	0	0	3	0	0	7
26 - 32	0	0	15	0	0	12
33 – 40	1	1	14	1	1	8
41 – 50	0	0	1	0	1	3
51+	0	0	2	0	0	0

**JEFFERSON COUNTY ALCOHOL TREATMENT COURT PROGRAM
WISCONSIN COMMUNITY SERVICES, INC.**

April 2024 – 3rd OWI Offense

ACTIVE PARTICIPANTS	Month	YTD	PTD
Staffing Review			
Accepted	0	0	75
Denied	0	0	7
Wait List	0	0	0
Case Resolved	0	0	3
Participants YTD:	5		
Participants PTD:	67		
Current Caseload:	3		
New Participants:	0	YTD:	5
Program Phase Levels	Month		
Phase 1	0		
Phase 2	0		
Phase 3	2		
Phase 4	0		
Phase 5	1		
SCRAM			
Completions	0	3	110
Violations	0	0	9
Alcohol	0	0	0
Tamper	0	0	7

OTHER ATC PROGRAM COMPONENTS	Month	YTD	PTD
Program Discharges:			
Re-Offended	0	0	1
Voluntary	0	0	6
Team Decision	0	0	6
Other	0	0	1
Incentives:	15	105	2703
Sanctions:	3	25	1229
Positive Tests:			
PBTs	0	0	13
UAs	0	4	147
Dilutions	0	0	0
Refusals	0	0	11
Community Service:	0	1	25

ATC GRADUATE STATS	Month	YTD	PTD
Graduations	1	2	50
Jail Days Saved	206	371	7609
Self-Help Groups	120	247	5802
PBTs	115	232	6820
Positives	0	0	5
Drug Tests	18	36	1004
Positives	0	0	11
Face-to-Face Contacts	18	38	1559
Court Sessions	15	32	897
Average Length of Stay	358	346	399
	days	days	days

DEMOGRAPHICS	Month	YTD	PTD
Ethnicity			
Caucasian	3	5	63
African American	0	0	0
Asian	0	0	0
Hispanic	0	0	4
Native American	0	0	0
Other	0	0	0
Gender			
Male	2	3	47
Female	1	2	20
Age			
18 - 25	1	1	5
26 - 32	1	1	17
33 - 40	0	0	17
41 - 50	0	2	18
51+	1	1	10
Veterans	0	0	4

GRADUATES & DISCHARGES DEMOGRAPHICS	GRAD MO	GRAD YTD	GRAD PTD	DIS MO	DIS YTD	DIS PTD
Ethnicity						
Caucasian	1	2	47	0	0	13
African American	0	0	0	0	0	0
Asian	0	0	0	0	0	0
Hispanic	0	0	3	0	0	1
Native American	0	0	0	0	0	0
Other	0	0	0	0	0	0
Gender						
Male	1	1	35	0	0	10
Female	0	1	15	0	0	4
Age						
18 - 25	0	0	2	0	0	2
26 - 32	0	0	12	0	0	4
33 - 40	0	0	15	0	0	2
41 - 50	1	2	15	0	0	3
51+	0	0	6	0	0	3

**JEFFERSON COUNTY ALCOHOL TREATMENT COURT PROGRAM
WISCONSIN COMMUNITY SERVICES, INC.**

April 2024 - 4th OWI Offense

ACTIVE PARTICIPANTS	Month	YTD	PTD
Staffing Review			
Accepted	0	2	73
Denied	0	0	6
Wait List	0	0	0
Case Resolved	0	0	0
Participants YTD:	9		
Participants PTD:	68		
Current Caseload:	6		
New Participants:	1	YTD:	9
Program Phase Levels	Month		
Phase 1	1		
Phase 2	1		
Phase 3	1		
Phase 4	1		
Phase 5	2		
SCRAM			
Completions	0	1	114
Violations	0	0	28
Alcohol	0	0	15
Tamper	0	0	13

DEMOGRAPHICS	Month	YTD	PTD
Ethnicity			
Caucasian	5	8	64
African American	0	0	1
Asian	0	0	0
Hispanic	1	1	3
Native American	0	0	0
Other	0	0	0
Gender			
Male	5	6	50
Female	1	3	18
Age			
18 - 25	0	0	1
26 - 32	1	1	9
33 - 40	2	4	25
41 - 50	1	1	19
51+	2	3	14
Veterans	0	0	7

OTHER ATC PROGRAM COMPONENTS	Month	YTD	PTD
Program Discharges:			
Re-Offended	0	0	0
Voluntary	0	0	3
Team Decision	0	0	7
Other	0	0	2
Incentives:	49	173	3647
Sanctions:	5	20	879
Positive Tests:			
PBTs	1	3	27
UAs	0	4	304
Dilutions	0	0	0
Refusals	1	1	18
Community Service:	0	2	68

ATC GRADUATE STATS	Month	YTD	PTD
Graduations	1	3	50
Jail Days Saved	132	706	13595
Self-Help Groups	87	295	7377
PBTs	110	398	7474
Positives	0	0	10
Drug Tests	21	75	1212
Positives	0	0	17
Face-to-Face Contacts	22	60	1654
Court Sessions	15	51	986
Average Length of Stay	355	347	387
	days	days	days

GRADUATES & DISCHARGES DEMOGRAPHICS	GRAD MO	GRAD YTD	GRAD PTD	DIS MO	DIS YTD	DIS PTD
Ethnicity						
Caucasian	1	3	47	0	0	12
African American	0	0	1	0	0	0
Asian	0	0	0	0	0	0
Hispanic	0	0	2	0	0	0
Native American	0	0	0	0	0	0
Other	0	0	0	0	0	0
Gender						
Male	0	1	39	0	0	6
Female	1	2	11	0	0	6
Age						
18 - 25	0	0	1	0	0	0
26 - 32	0	0	7	0	0	1
33 - 40	1	2	16	0	0	6
41 - 50	0	0	16	0	0	4
51+	0	1	10	0	0	1

**JEFFERSON COUNTY ALCOHOL TREATMENT COURT PROGRAM
WISCONSIN COMMUNITY SERVICES, INC.**

April 2024 - 3rd and 4th OWI Offenses

<u>ACTIVE PARTICIPANTS</u>	Month	YTD	PTD
Staffing Review			
Accepted	0	2	174
Denied	0	0	13
Wait List	0	0	0
Case Resolved	0	0	3
Participants YTD:	14		
Participants PTD:	165		
Current Caseload:	9		
New Participants:	1	YTD:	14
Program Phase Levels	Month		
Phase 1	1		
Phase 2	1		
Phase 3	3		
Phase 4	1		
Phase 5	3		
SCRAM			
Completions	0	4	268
Violations	0	0	44
Alcohol	0	0	16
Tamper	0	0	26

<u>DEMOGRAPHICS</u>	Month	YTD	PTD
Ethnicity			
Caucasian	8	13	156
African American	0	0	2
Asian	0	0	0
Hispanic	1	1	7
Native American	0	0	0
Other	0	0	0
Gender			
Male	7	9	122
Female	2	5	43
Age			
18 - 25	1	1	6
26 - 32	2	2	26
33 - 40	2	4	46
41 - 50	1	3	52
51+	3	4	35
Veterans	0	0	19

<u>OTHER ATC PROGRAM COMPONENTS</u>	Month	YTD	PTD
<u>Program Discharges:</u>			
Re-Offended	0	0	1
Voluntary	0	0	9
Team Decision	0	0	16
Other	0	0	4
<u>Incentives:</u>	64	278	7303
<u>Sanctions:</u>	8	45	1600
<u>Positive Tests:</u>			
PBTs	1	3	50
UAs	0	8	498
Dilutions	0	0	0
Refusals	1	1	46
<u>Community Service:</u>	0	3	96

<u>ATC GRADUATE STATS</u>	Month	YTD	PTD
Graduations	2	5	126
Jail Days Saved	338	1077	36095
Self-Help Groups	207	542	18154
PBTs	225	630	18205
Positives	0	0	21
Drug Tests	39	111	2809
Positives	0	0	40
Face-to-Face Contacts	40	98	4184
Court Sessions	30	83	2585
Average Length of Stay	357	347	312
	days	days	days

<u>GRADUATES & DISCHARGES DEMOGRAPHICS</u>	GRAD MO	GRAD YTD	GRAD PTD	DIS MO	DIS YTD	DIS PTD
Ethnicity						
Caucasian	2	5	119	0	0	29
African American	0	0	2	0	0	0
Asian	0	0	0	0	0	0
Hispanic	0	0	5	0	0	1
Native American	0	0	0	0	0	0
Other	0	0	0	0	0	0
Gender						
Male	1	2	97	0	0	18
Female	1	3	29	0	0	12
Age						
18 - 25	0	0	3	0	0	2
26 - 32	0	0	19	0	0	5
33 - 40	1	2	34	0	0	9
41 - 50	1	2	44	0	0	9
51+	0	1	26	0	0	5

Agency	Total Participants Monitored	# of Compliant Participants	% of Compliant Participants	# of Participants with Confirmed Alerts	% of Non-Compliant Participants	# of Confirmed Alerts
Jefferson Pretrial (SCRAM)	56	47	84%	9	16%	34
Jefferson Pretrial (Remote Breath)	4	3	75%	1	25%	30
Jefferson Pretrial (GPS)	0	0	0%	0	0%	0
Jefferson ATC (SCRAM)	6	5	83%	1	17%	1
Jefferson ATC (Remote Breath)	0	0	0%	0	0%	0
Jefferson DTC (SCRAM)	1	1	100%	0	0%	0
Jefferson DTC (Remote Breath)	0	0	0%	0	0%	0
Totals:	67	56	84%	11	16%	65

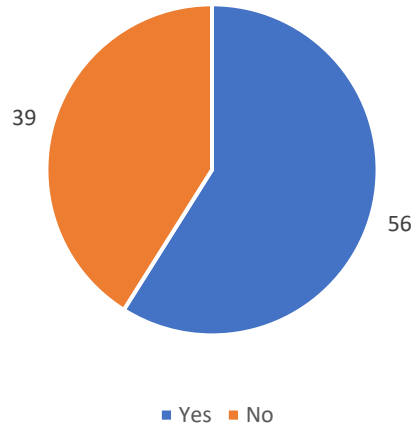
Alerts	# of Confirmed Alerts
Confirmed Alcohol Consumptions	14
Confirmed Tamperers	21
Missed Tests (Remote Breath)	29
Positive Tests (Remote Breath)	1
Totals:	65

Participants Year to Date 2023	Pretrial	ATC	DTC
Homicide by Intoxicated			
OWI 7th, 8th, 9th	1		
OWI 5th or 6th	10		
OWI 4th	8	3	
OWI 3rd	26	3	
OWI 2nd	11		
Stalking			
Disorderly Conduct	2		
Strangulation/Suffocation/DV	1		
Bail-Jumping	1		
Possession of Narcotic			1
Battery			
Operating While Revoked			
Theft			
Vehicle Operator Flee			
Possess/Illegally Obtained Script			
Battery or Threat to Judge			
Assault			
Totals	60	6	1

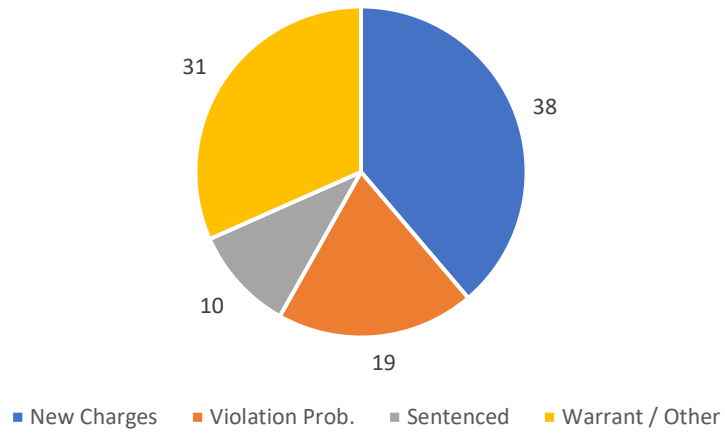
*Some participants used both RB and SCRAM

MARCH 2024 REINCARCERATION GRAPHS

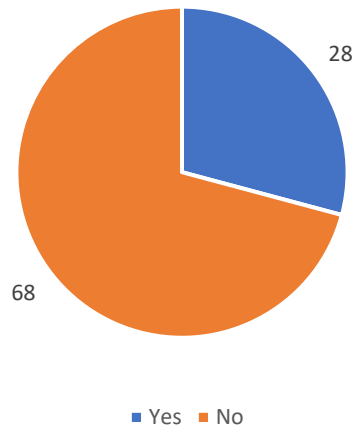
INCARCERATED AT JESO WITHIN LAST 3 YEARS



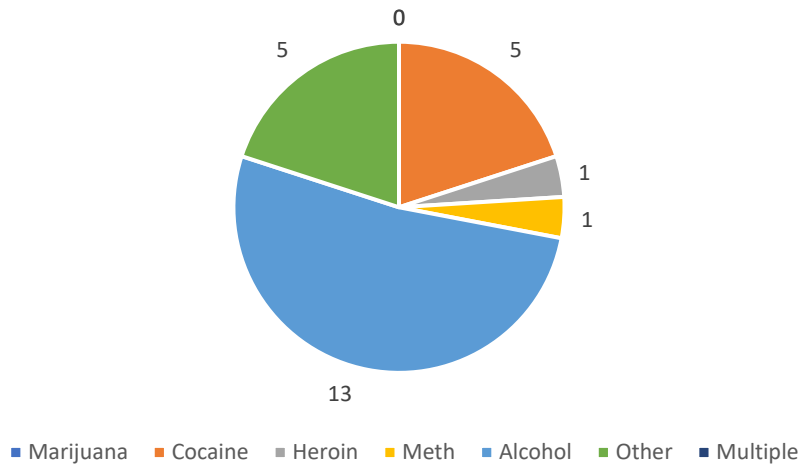
REASON FOR REINCARCERATION



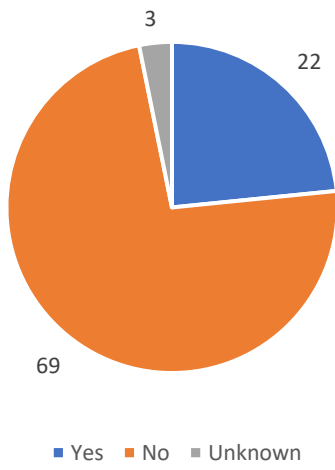
DRUGS USED?



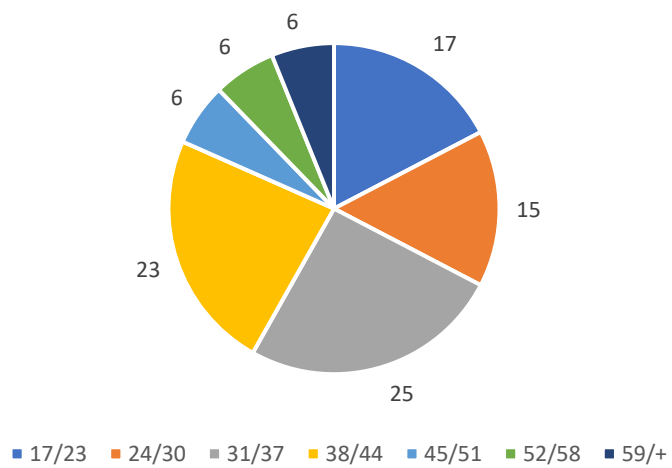
TYPE OF DRUG USED



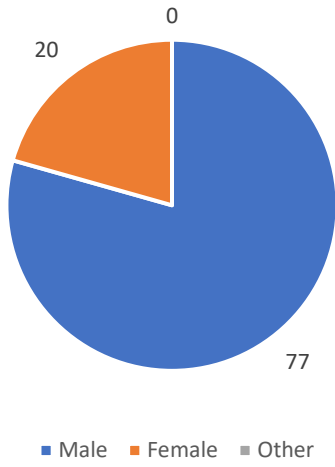
UNDER THE INFLUENCE?



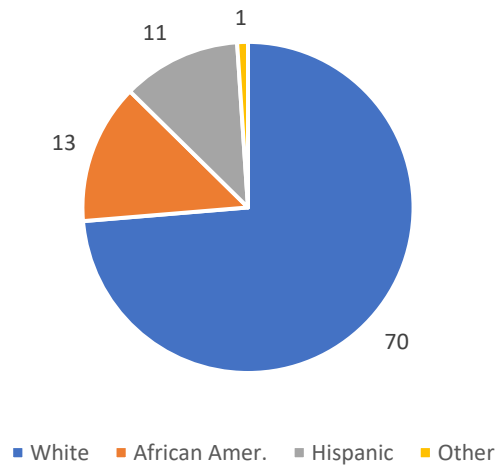
AGE



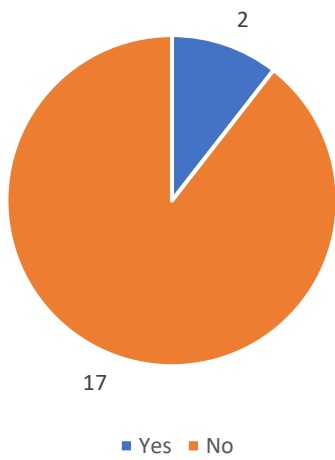
GENDER



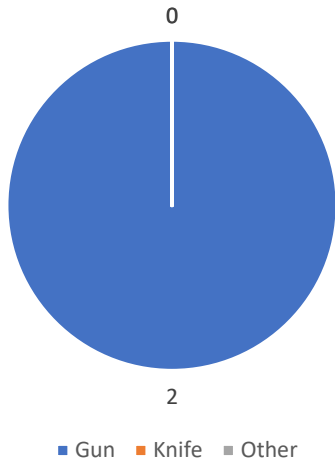
ETHNICITY



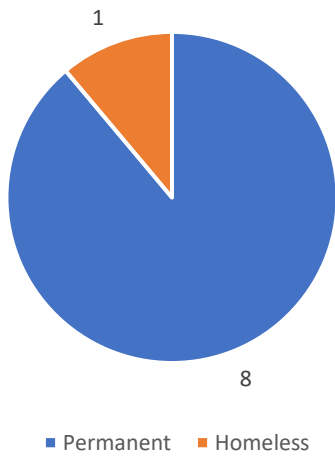
WEAPON USED?



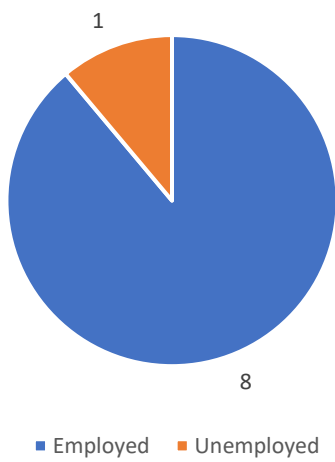
TYPE OF WEAPON USED



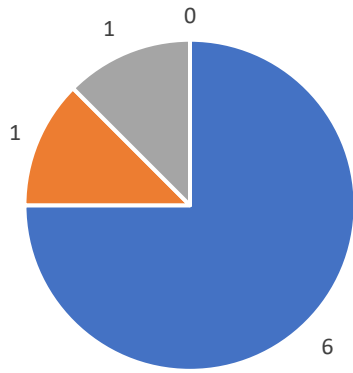
HOUSING (SENTENCED INMATES ONLY)



EMPLOYMENT (SENTENCED INMATES ONLY)



EDUCATION LEVEL (SENTENCED INMATES ONLY)



■ High School ■ GED ■ College ■ None of the Above